

Appropriations Request for Operations

University of Missouri System

Fiscal Year 2007

UNIVERSITY OF MISSOURI SYSTEM

FY2007 APPROPRIATIONS REQUEST FOR OPERATIONS

TABLE OF CONTENTS

GENERAL OPERATIONS

	<u>PAGE</u>
SUMMARIES:	
Organizational Chart.....	1
Appropriations Request Unrestricted Funds Summary.....	2
Educational & General Current Fund Expenditures (Form 1).....	3
Unrestricted Instructional Expenditures by Instructional Cost Center (Form 1-A).....	4
Educational & General Current Fund Revenues (Form 2).....	5
Unrestricted Educational and General Personal Service Expenditures Detail (Form 3).....	6
 CORE PROGRAMS: Core Budget Request Analysis (Form 4).....	 14
 FY2006 CORE DECISION ITEMS (Form 5):	
Mandatory Adjustment to the Core Budget	19
Preparing the Next Generation of Health Care Professionals.....	22
Cost of Operating New and Renovated Facilities.....	29
Student Access – Missouri Endowed Scholarships Program.....	31
Missouri Endowed Chair Program.....	33

OTHER PROGRAMS

Summary of Other Program Requests	35
University of Missouri Hospitals and Clinics	36
Missouri Rehabilitation Center	46
Missouri Institute of Mental Health	54
Missouri Kidney Program.....	62
Missouri Research and Education Network (MOREnet)	72
Alzheimer’s Program.....	86
Spinal Cord Injury Fund	88
State Seminary Fund	91
State Historical Society of Missouri	94


Summaries

FY2006-2007 APPROPRIATIONS REQUEST FOR OPERATIONS

UNRESTRICTED FUNDS SUMMARY

UNIVERSITY OF MISSOURI SYSTEM

	<u>DECISION ITEM NUMBER</u>	<u>STATE APPROPRIATED FUNDS</u>	<u>NON-STATE FUNDS</u>	<u>TOTAL FUNDS</u>
FY2005-2006 EXPENDITURE BASE (Core)		\$401,819,361	\$633,244,366	\$1,035,063,727
RECURRING INCREASE REQUESTED:				
Mandatory Adjustment to the Core Budget	1			
Mandatory Increase on Salaries @ 4.0%		\$13,060,000	\$8,700,000	\$21,760,000
Mandatory Increase on Staff Benefits				
Fixed Cost Increase on NonFICA Benefits @ 14.9%		9,500,000	6,330,000	15,830,000
Variable Benefits Increase on Salary Adjustment		2,010,000	1,350,000	3,360,000
Total Staff Benefits Increase		11,510,000	7,680,000	19,190,000
Maintenance & Repair up from 1% to 1.5% of Replacement Value		6,810,000	4,540,000	11,350,000
Increases in other Mandatory Costs (e.g. fuel, utilities, IT, insurance)		3,900,000	2,600,000	6,500,000
Total Mandatory Cost Increases		\$35,280,000	\$23,520,000	\$58,800,000
Preparing the Next Generation of Health Care Professionals	2	20,000,000		20,000,000
Cost of Operating New and Renovated Facilities	3	3,382,135		3,382,135
Student Access - Missouri Endowed Scholarships Program	4	4,000,000		4,000,000
Missouri Endowed Chair Program	5	2,000,000		2,000,000
Total Recurring Increase Requested		\$64,662,135	\$23,520,000	\$88,182,135
TOTAL RECURRING REQUEST FY2006-2007		<u>\$466,481,496</u>	<u>\$656,764,366</u>	<u>\$1,123,245,862</u>



UNIVERSITY OF MISSOURI SYSTEM
EDUCATIONAL AND GENERAL UNRESTRICTED CURRENT FUNDS
FORM 1-A EXPENDITURES FOR ON-CAMPUS INSTRUCTION (PCS 1.1) BY COST CENTER

No.	INSTRUCTIONAL COST CENTER (EXCLUDE EXPEND. ON AUXILIARIES)	Final Unrestricted Expenditures FY 2004	Estimated Unrestricted Expenditures FY 2005	Projected Unrestricted Expenditures FY 2006
1	Arts & Sciences	110,459,748	118,040,043	113,269,032
2	Agriculture, Food & Natural Resources	9,576,740	9,767,596	11,671,341
3	Biology/Life Sciences	5,788,281	5,268,576	5,427,202
4	Business & Public Administration	21,341,677	22,520,304	23,846,343
5	Conservatory of Music	4,723,444	4,844,965	4,917,584
6	Dentistry	11,907,348	13,623,358	15,758,452
7	Education	23,103,355	23,591,778	24,830,076
8	Engineering	31,946,181	32,364,967	33,270,455
9	Evening College	1,332,772	1,215,054	0
10	Extension and Extended Learning	962,738	1,112,519	885,488
11	Fine Arts & Communications	4,997,541	5,076,096	4,455,490
12	Graduate School	3,357,093	3,820,689	3,960,380
13	Health Professions & Related Sciences	3,792,776	3,576,411	4,533,919
14	Human Environmental Sciences	5,959,046	5,855,101	6,873,274
15	Interdisciplinary Computing and Engineering	4,598,687	4,270,510	4,600,973
16	Journalism	6,214,880	6,958,553	6,445,533
17	Law	9,785,209	9,446,961	10,455,361
18	Medicine	41,163,178	39,218,463	63,149,909
19	Management & Information Systems	1,649,586	2,012,723	2,595,132
20	Mines & Metallurgy	4,834,880	4,849,780	5,157,613
21	Nursing	10,824,713	10,083,784	12,113,595
22	Optometry	4,325,713	4,202,982	4,416,500
23	Pharmacy	4,216,473	3,238,724	3,723,100
24	Pierre Laclède Honors College	793,929	849,723	826,475
25	Veterinary Medicine	9,992,985	13,241,883	12,755,037
26	Miscellaneous Instruction	11,501,532	16,860,553	34,698,514
27	TOTAL	\$349,150,505	\$365,912,096	\$414,636,778

EDUCATION AND GENERAL RESTRICTED AND UNRESTRICTED REVENUES (EXCLUDE EXPENDITURES ON AUXILIARIES)	Final Unrestricted Revenue FY 2004	Final Restricted Revenue FY 2004	Estimated Unrestricted Revenue FY 2005	Estimated Restricted Revenue FY 2005	Projected Unrestricted Revenue FY 2006	Projected Restricted Revenue FY 2006
Student Education Fees (Excluding Off-Campus Credit)	415,229,672	130,826	470,506,310	186,340	473,473,317	0
Student Education Fees (Off-Campus Credit)	12,830,487		15,509,223		14,643,505	
SUBTOTAL OF TUITION AND FEES	428,060,159	130,826	486,015,533	186,340	488,116,822	0
Federal Appropriations	14,601,965		15,776,010		14,801,854	
Federal Grants and Contracts		170,249,153		196,803,484		200,796,396
Federal Vocational Reimbursement						
SUBTOTAL OF FEDERAL SOURCES	14,601,965	170,249,153	15,776,010	196,803,484	14,801,854	200,796,396

UNIVERSITY OF MISSOURI SYSTEM
UNRESTRICTED EDUCATIONAL AND GENERAL CURRENT FUNDS
FORM 3: PERSONAL SERVICE DETAIL

TOTAL	Final		Estimated		Projected	
PERSONAL SERVICE CATEGORIES	Unrestricted		Unrestricted		Unrestricted	
(EXCLUDE EXPEND. ON AUXILIARIES)	Expenditures	FTE	Expenditures	FTE	Expenditures	FTE
	FY 2004		FY 2005		FY 2006	
Professors	72,728,021	725.2	78,465,536	752.7	82,243,044	769.7
Associate Professors	56,574,188	793.1	58,326,217	798.2	63,293,701	841.0
Assistant Professors	49,858,386	854.4	54,376,109	903.9	63,398,360	1,023.4
Instructors	9,557,146	215.8	9,482,263	205.8	9,585,250	204.3
Lecturers	0	0.0	0	0.0	0	0.0
Other Faculty	86,717,202	2,516.6	92,852,683	2,497.0	89,617,812	2,383.6
Executive/Administrative/Managerial	73,966,372	1,053.7	77,617,553	1,048.5	76,884,956	1,015.5
Other professional	82,108,603	2,030.3	73,739,721	1,702.8	69,680,364	1,578.5
Technical and paraprofessionals	16,587,351	601.3	25,298,648	831.2	25,977,041	841.8
Clerical and secretarial	38,298,616	1,631.9	50,423,766	1,935.1	54,267,493	2,030.2
Skilled Crafts	15,574,026	444.0	16,047,082	448.1	17,073,635	467.1
Service/Maintenance	17,691,366	778.0	18,764,105	817.3	19,790,309	836.5
Students	13,316,743	936.3	14,358,938	960.1	14,515,499	954.4
Summer Session	0	0.0	0	0.0	0	0.0
Staff Benefits	125,142,032	0.0	132,067,403	0.0	153,000,746	0.0
TOTAL PERSONAL SERVICES	658,120,052	12,580.6	701,820,024	12,900.7	739,328,210	12,946.0

Note: The shift in FTE from the Other Professional category to the Technical and Paraprofessional and Clerical and Secretarial categories that occurred in FY2005 and FY2006 is the result of a major review of positions and job titles and the resulting reclassification from FLSA exempt to nonexempt for many positions and job titles.

UNIVERSITY OF MISSOURI SYSTEM
UNRESTRICTED EDUCATIONAL AND GENERAL CURRENT FUNDS
FORM 3: PERSONAL SERVICE DETAIL

INSTRUCTION						
PERSONAL SERVICE CATEGORIES (EXCLUDE EXPEND. ON AUXILIARIES)	Final Unrestricted Expenditures FY 2004	FTE	Estimated Unrestricted Expenditures FY 2005	FTE	Projected Unrestricted Expenditures FY 2006	FTE
Professors	63,408,095	641.7	68,045,734	668.7	72,508,953	690.8
Associate Professors	51,447,942	726.1	52,342,325	722.7	57,241,270	766.0
Assistant Professors	44,543,324	769.9	49,554,497	833.7	57,608,092	940.0
Instructors	8,390,231	189.7	8,207,231	182.1	8,238,793	179.1
Lecturers	0	0.0	0	0.0	0	0.0
Other Faculty	54,161,084	1,617.1	58,677,085	1,696.1	55,989,862	1,592.5
Executive/Administrative/Managerial	15,294,202	208.2	15,680,151	205.3	15,635,325	200.4
Other professional	14,486,880	358.5	11,369,159	261.1	10,943,538	245.8
Technical and paraprofessionals	2,896,723	94.6	5,283,979	154.2	5,422,218	155.1
Clerical and secretarial	13,690,273	532.9	17,731,185	635.4	19,103,162	665.2
Skilled Crafts	382,539	10.9	351,853	9.9	383,789	10.5
Service/Maintenance	820,121	27.7	654,651	25.3	837,613	27.0
Students	3,703,529	240.6	4,096,553	263.9	4,289,507	273.5
Summer Session						
Staff Benefits	58,735,176		64,440,160		76,335,061	
TOTAL PERSONAL SERVICES	331,960,119	5,417.9	356,434,563	5,658.4	384,537,183	5,745.9

Note: The shift in FTE from the Other Professional category to the Technical and Paraprofessional and Clerical and Secretarial categories that occurred in FY2005 and FY2006 is the result of a major review of positions and job titles and the resulting reclassification from FLSA exempt to nonexempt for many positions and job titles.

UNIVERSITY OF MISSOURI SYSTEM
UNRESTRICTED EDUCATIONAL AND GENERAL CURRENT FUNDS
FORM 3: PERSONAL SERVICE DETAIL

ACADEMIC SUPPORT	Final Unrestricted Expenditures FY 2004	FTE	Estimated Unrestricted Expenditures FY 2005	FTE	Projected Unrestricted Expenditures FY 2006	FTE
PERSONAL SERVICE CATEGORIES (EXCLUDE EXPEND. ON AUXILIARIES)						
Professors	976,475	7.6	1,219,242	9.0	926,550	6.7
Associate Professors	531,047	6.0	891,282	10.4	896,103	10.2
Assistant Professors	573,498	10.0	515,317	8.3	567,188	8.9
Instructors	323,952	7.3	274,870	5.7	258,346	5.3
Lecturers	0	0.0	0	0.0	0	0.0
Other Faculty	6,336,791	161.8	6,850,123	164.3	7,487,456	175.5
Executive/Administrative/Managerial	18,392,953	230.5	18,707,288	220.1	18,750,885	215.9
Other professional	18,157,804	461.5	14,345,262	335.7	12,608,042	289.1
Technical and paraprofessionals	5,051,986	207.5	7,761,215	276.4	7,428,601	258.8
Clerical and secretarial	5,186,771	231.4	7,680,071	295.3	8,662,154	325.0
Skilled Crafts	90,997	3.8	73,298	2.8	133,706	5.0
Service/Maintenance	481,244	23.0	569,404	26.3	665,726	30.1
Students	3,286,561	245.3	3,353,528	240.3	2,899,729	204.7
Summer Session						
Staff Benefits	17,113,991		15,188,637		16,856,267	
TOTAL PERSONAL SERVICES	76,504,070	1,595.7	77,429,537	1,594.6	78,140,753	1,535.2

Note: The shift in FTE from the Other Professional category to the Technical and Paraprofessional and Clerical and Secretarial categories that occurred in FY2005 and FY2006 is the result of a major review of positions and job titles and the resulting reclassification from FLSA exempt to nonexempt for many positions and job titles.

UNIVERSITY OF MISSOURI SYSTEM
UNRESTRICTED EDUCATIONAL AND GENERAL CURRENT FUNDS
FORM 3: PERSONAL SERVICE DETAIL

STUDENT SERVICES	Final		Estimated		Projected	
PERSONAL SERVICE CATEGORIES	Unrestricted		Unrestricted		Unrestricted	
(EXCLUDE EXPEND. ON AUXILIARIES)	Expenditures		Expenditures		Expenditures	
	FY 2004	FTE	FY 2005	FTE	FY 2006	FTE
Professors	66,361	0.5	41,090	0.4	25,452	0.3
Associate Professors	55,956	1.1	23,188	0.4	46,977	0.8
Assistant Professors	89,759	1.3	204,119	2.2	171,181	1.9
Instructors	89,579	3.5	109,985	2.8	143,665	3.6
Lecturers	0	0.0	0	0.0	0	0.0
Other Faculty	1,632,386	64.7	1,805,950	67.7	1,647,990	60.5
Executive/Administrative/Managerial	7,219,207	129.2	8,197,544	134.0	8,569,730	137.1
Other professional	9,337,642	261.5	11,719,192	301.1	11,381,955	288.8
Technical and paraprofessionals	730,851	32.7	907,534	30.8	898,871	29.9

UNIVERSITY OF MISSOURI SYSTEM
UNRESTRICTED EDUCATIONAL AND GENERAL CURRENT FUNDS
FORM 3: PERSONAL SERVICE DETAIL

INSTITUTIONAL SUPPORT	Final Unrestricted Expenditures FY 2004	FTE	Estimated Unrestricted Expenditures FY 2005	FTE	Projected Unrestricted Expenditures FY 2006	FTE
PERSONAL SERVICE CATEGORIES (EXCLUDE EXPEND. ON AUXILIARIES)						
Professors	288,089	2.6	260,709	2.5	397,978	4.4
Associate Professors	5,175	0.1	0	0.0	103,343	1.0
Assistant Professors	41,347	0.7	1,364	0.0	3,042	0.1
Instructors	23,291	1.0	0	0.0	0	0.0
Lecturers	0	0.0	0	0.0	0	0.0
Other Faculty	281,175	9.6	366,086	9.6	247,528	6.2
Executive/Administrative/Managerial	23,050,015	314.5	25,140,098	333.0	23,838,690	311.3
Other professional	23,476,258	550.0	23,797,081	533.9	22,167,902	491.9
Technical and paraprofessionals	3,508,250	124.3	4,865,751	160.0	5,481,574	182.1
Clerical and secretarial	9,559,603	422.3	11,593,826	485.7	11,966,284	488.2
Skilled Crafts	5,320,606	155.6	6,099,136	177.4	6,227,114	179.9
Service/Maintenance	5,838,496	245.5	6,518,213	280.7	6,044,624	253.0
Students	1,178,509	89.2	1,113,132	82.4	1,099,347	77.2
Summer Session						
Staff Benefits	18,148,238		19,918,689		22,047,840	
TOTAL PERSONAL SERVICES	90,719,052	1,915.4	99,674,085	2,065.2	99,625,266	1,995.3

Note: The shift in FTE from the Other Professional category to the Technical and Paraprofessional and Clerical and Secretarial categories that occurred in FY2005 and FY2006 is the result of a major review of positions and job titles and the resulting reclassification from FLSA exempt to nonexempt for many positions and job titles.

UNIVERSITY OF MISSOURI SYSTEM
UNRESTRICTED EDUCATIONAL AND GENERAL CURRENT FUNDS
FORM 3: PERSONAL SERVICE DETAIL

PHYSICAL PLANT	Final Unrestricted Expenditures FY 2004	FTE	Estimated Unrestricted Expenditures FY 2005	FTE	Projected Unrestricted Expenditures FY 2006	FTE
PERSONAL SERVICE CATEGORIES (EXCLUDE EXPEND. ON AUXILIARIES)						
Professors	0	0.0	0	0.0	0	0.0
Associate Professors	0	0.0	0	0.0	0	0.0
Assistant Professors	0	0.0	0	0.0	0	0.0
Instructors	0	0.0	0	0.0	0	0.0
Lecturers	0	0.0	0	0.0	0	0.0
Other Faculty	0	0.0	0	0.0	22,811	1.0
Executive/Administrative/Managerial	3,668,588	73.2	3,539,591	67.8	3,945,909	64.3
Other professional	4,246,202	86.8	4,105,251	78.3	3,876,254	65.3
Technical and paraprofessionals	863,125	24.6	960,224	26.0	1,220,745	31.0
Clerical and secretarial	1,223,933	50.1	1,485,779	55.8	1,653,906	57.9
Skilled Crafts	9,439,211	263.7	9,242,295	250.5	10,045,395	264.1
Service/Maintenance	9,002,767	418.7	9,367,342	422.7	10,318,115	453.8
Students	173,396	11.7	232,033	15.5	402,107	26.6
Summer Session						
Staff Benefits	7,462,962		7,487,301		9,112,787	
TOTAL PERSONAL SERVICES	36,080,184	928.8	36,419,816	916.6	40,598,029	964.0

Note: The shift in FTE from the Other Professional category to the Technical and Paraprofessional and Clerical and Secretarial categories that occurred in FY2005 and FY2006 is the result of a major review of positions and job titles and the resulting reclassification from FLSA exempt to nonexempt for many positions and job titles.

Core Programs

UNRESTRICTED EDUCATIONAL AND GENERAL

CORE BUDGET REQUEST ANALYSIS

FORM 4

Department: Higher Education – Unrestricted

Level 2: University of Missouri System

MISSION STATEMENT

University of Missouri-Rolla

The University of Missouri-Rolla, Missouri's Research Technological University, offers educational programs in major disciplines that are technology-based, technology-dependent, or complementary to these programs and is responsible for meeting Missouri's need for engineering education. It is a premier source of leaders for our rapidly changing society – leaders able to identify and solve complex societal and technical challenges; to create, assimilate, synthesize and communicate knowledge; to work effectively as team members in diverse environments; to adapt to change through life-long learning; and to improve quality of life for the citizens of the state and nation.

UMR conducts nationally recognized research and develops and integrates new technologies in areas, which improve the well-being of our citizens. The university stimulates economic development by creating and disseminating knowledge, by providing an educated work force, by encouraging and providing continuing education for lifelong learning, and by fostering partnerships among university, industry, and government groups. UMR emphasizes a broad range of educational and research programs with special emphasis on science and technology.

University of Missouri-St. Louis

The University of Missouri-St. Louis is the land-grant research institution committed to meeting the diverse needs in the state's largest metropolitan community. It educates traditional and nontraditional students in undergraduate, graduate and professional programs so that they may provide leadership in health professions; liberal and fine arts; science and technology; and metropolitan affairs such as business, education and public policy. University research advances knowledge in all areas, and through outreach and public service, assists in solving, in particular, problems of the St. Louis region.

Academic programs are enriched through advanced technologies and partnerships that link the University of Missouri-St. Louis to institutions and businesses locally, regionally, nationally and internationally. Its special commitment to partnership provides UM-St. Louis with a leadership role among public educational and cultural institutions in improving the region's quality of life while its relations with two-and four-year colleges and universities in the St. Louis region promote seamless educational opportunities.

II. DESCRIPTION

The University of Missouri was founded in 1839 as the first state university west of the Mississippi River. With passage of the Morrill Act by Congress in 1862, the University became a land-grant institution. The University includes four campuses and a University-wide administrative unit. All instructional and research programs are conducted on the campuses, while system administration provides support and administrative services. University of Missouri Extension disseminates information regarding the outcomes of instExtend09go2puses arei

graduate programs. Full-time teaching and research staff numbered 366. In 2004-05, the campus awarded 1,316 degrees. The St. Louis campus offers academic programs through 9 schools and colleges, and had a fall 2004 total enrollment of 15,498, which included 2,926 graduate and professional students. The campus employed 489 full-time teaching and research staff and awarded 2,864 degrees in 2004-05.

The University's primary responsibility is to serve students and citizens of Missouri, although the University enrolls students from other states and countries to contribute to greater world understanding and to provide a richer learning environment for Missouri residents. The University is also the only public institution in the state which emphasizes bsituation 3affT56z95T0.0004 Tc 0.

III. Performance & Activity Measures

Total On-Campus FTE Enrollment	FY 2005	FY 2006 Proj.	FY 2007 Proj.
a. Percentage Out-of-State Enrollment	20.00%	20.00%	20.00%
Numerical Out-of-State Enrollment	8,773	8,800	9,200
NUMERICAL TOTAL ENROLLMENT	43,866	44,002	46,002

Total Off-campus FTE Enrollment	FY 2005	FY 2006 Proj.	FY 2007 Proj.
Numerical Enrollment at Off-campus Sites	2,497	2,531	2,568

Number of Degrees/Certificates	FY 2005	FY 2006 Proj.	FY 2007 Proj.
Bachelor	8,280	8,306	8,684
First Professional	711	713	745
Graduate	3,989	4,001	4,183
TOTAL	12,980	13,020	13,612

Total Credit Hour Production	FY 2005	FY 2006 Proj.	FY 2007 Proj.
	680,766	681,737	696,733

Institutional Scholarships/Fellowships:	FY 2005	FY 2006 Proj.	FY 2007 Proj.
a. Number of Merit-based Scholarships awarded	15,917	15,966	16,692
Dollar amount awarded	55,069,522	55,240,238	57,753,669
b. Number of Need-based Scholarships awarded	4,696	4,711	4,925
Dollar amount awarded	8,991,261	9,019,134	9,429,505
c. Number of Athletic Scholarships awarded	1,070	1,073	1,122
Dollar amount awarded	8,130,669	8,155,874	8,526,966
d. Number of Tuition and Fee Remissions or Waivers	9,789	9,819	10,266
Dollar amount of Tuition and Fee Remissions or Waivers	40,316,100	40,441,080	42,281,149
e. Number of Other Awards	3,787	3,799	3,972
Dollar amount of Other Awards	6,667,547	6,688,216	6,992,530
Total Number of Scholarships Awarded	35,259	35,368	36,977
Total Dollar Amount of Scholarships Awarded	119,175,099	119,544,542	124,983,819

IV. GROSS SQUARE FOOTAGE (Physical Plant)

Indicate the total nonauxiliary gross square footage to be maintained by your institution during FY 2005.

Square feet	13,263,893 *
--------------------	--------------

* This is an estimated number

List all new construction or razing of buildings that is to be completed in FY 2006 that will change the gross square footage data provided above. Indicate whether the change is an increase or decrease in square footage, the type of space modifications, the resulting change in nonauxiliary gross square feet, and the num-

Core Decision Items

NEW DECISION ITEM REQUEST
UNRESTRICTED EDUCATIONAL AND GENERAL
FORM 5

Department: Higher Education-Unrestricted
Level 2 University of Missouri System
Level 3 All Programs
Decision Item Name: Mandatory Adjustment to Core Budget from State Funds: \$ 35,280,000
Decision Item Rank: 1 of 5

I. PURPOSE AND CRITERIA FOR INCLUSION IN REQUEST

The University of Missouri is the state's premier research university. To sustain excellence and fulfill its missions of teaching, research, public service, and economic development, the University requires an increase in state funding for its on-going operations. Cognizant of the many demands on the state's limited resources, the University of Missouri has worked hard to reduce expenditures through administrative efficiencies and increase revenues from other sources. This request includes the minimum needed from the state to support the recruitment and retention of outstanding faculty and staff, keep increases in student educational fees at the cost of inflation, and cover a portion of the increases in mandatory expenditures. Since FY2002, the University of Missouri has had \$68.3 million in cuts to the core state appropriation and \$80.2 million in extraordinary withholdings. The current level of appropriations adjusted for inflation is equivalent to the support the University received from the state in FY1993. Without an increase in state appropriations to cover a portion of the mandatory increases in costs, program quality and student access will be jeopardized.

II. DESCRIPTION

The vision for the University of Missouri is to be recognized as one of the premiere world-class public research universities in the country. Our strategic plan goals include increasing access to quality learning and teaching, achieving a nationally competitive position in research, scholarship, and academic programs, and setting new standards of quality for community-university engagement that will constitute a national model of service and outreach to the state, the nation, and the world. An investment in the University of Missouri will reap returns to the entire State of Missouri.

The University of Missouri takes its stewardship of resources seriously and has worked hard to control costs in the face of rising enrollments and reduced state support. In spite of increases in mandatory expenditures such as health care benefits, utilities, and insurance, the University's unrestricted -5(fes s57)36rsit8

for specific research programs or scholarships and cannot be used to support the on-going operations. In FY2007, the University is requesting funds from the state to offset a portion of the costs to continue that will have to be funded in our operations fund.

Our request includes a 4% increase pool for salaries and wages. The University's state appropriation is the cornerstone of maintaining the University's competitive position, to retain existing faculty, and hire quality replacement faculty. Recently, small UM salary increase budgets, coupled with greater salary increases in the higher education marketplace, has caused UM's market position to erode. For example, Columbia campus faculty salaries increased 2.43% on average from FY 2001 to FY 2005. During this same period of time, average faculty salaries at a subset of the public AAU universities in Iowa, Kansas, Nebraska, Illinois, Texas, Minnesota, Indiana, Colorado, Wisconsin and Michigan increased 8.88%. While we recruit nationally for faculty, we used a contiguous state comparison, as it fairly represents a more regional perspective on the faculty marketplace. In FY 2005, MU ranked 14 out of 14 on average assistant professor salary, 13 out of 14 on average associate professor salary, and 11 out of 14 on full professor salary among the public AAU institutions in these states. We expect to fall even farther behind our peers as our 2% salary pool for FY 2006 is again anticipated to be lower than increases given by our competitors. Similar problems exist with staff salaries, where the University is below market for selected types of employees. It is critical for the state that the University maintain and, if possible, enhance its market position to be fully competitive in its ability to attract and retain quality faculty and staff. The cost of a 4% salary adjustment pool is estimated to be \$21.76 million. We are requesting that the state fund 60% of the increase or \$13.06 million. The remaining \$8.7 million will be funded by a combination of increases in educational and other fees and internal reallocations within the University.

III. COST EXPLANATION

	<u>Total Cost</u>	<u>University Cost</u>	<u>State Cost</u>
Mandatory Increase on Salaries @ 4.0%	\$21,760,000	\$ 8,700,000	\$13,060,000
Mandatory Increase on Staff Benefits			
Fixed Cost Increase on NonFICA Benefits @ 14.9%	15,830,000	6,330,000	9,500,000
Variable Benefits Increase on Salary Adjustment	<u>3,360,000</u>	<u>1,350,000</u>	<u>2,010,000</u>
Total Staff Benefits Increase	19,190,000	7,680,000	11,510,000
Maintenance & Repair up from 1% to 1.5% of Replacement Value	11,350,000	4,540,000	6,810,000
Increases in other Mandatory Costs	<u>6,500,000</u>	<u>2,600,000</u>	<u>3,900,000</u>
Total Mandatory Cost Increases	\$58,800,000	\$23,520,000	\$35,280,000

IV. EVALUATION OF OUTCOMES

An adjustment to the University's core budget to cover mandatory cost increases will permit the continuation of educational, research, and outreach programs benefiting all citizens of Missouri at current levels.

NEW DECISION ITEM REQUEST

UNRESTRICTED EDUCATIONAL AND GENERAL FORM 5

Department: Higher Education-Unrestricted
Level 2 University of Missouri System
Level 3 All Programs
Decision Item Name: Preparing the Next Generation of Health Care Professionals: \$20 million
Decision Item Rank: 2 of 5

I. PURPOSE AND CRITERIA FOR INCLUSION IN REQUEST

The University of Missouri has the unique responsibility to the State of providing access to quality educational experiences for Missouri's future health care providers. Changes brought about by managed care, Medicare, revisions in Medicaid, an ever increasing number of aging individuals in the population, and historical under funding have severely impacted our health profession educational programs. Funding shortages continue to threaten our ability to provide access to the next generation of Missouri's health care providers. It is increasingly difficult for the University of Missouri to provide access to the number of students needed in Missouri to meet the state's growing health care needs. These funding shortages also threaten the quality of existing programs and result in an inability to offer competitive compensation to faculty in these areas of instruction.

To assist in providing access to quality health professional education at a reasonable cost, the University of Missouri requests funding for our health professional education programs at the University of Missouri-Columbia (UMC), at the University of Missouri-Kansas City (UMKC), and at the University of Missouri-St. Louis (UMSL). These programs educate our future physicians, nurses, dentists, optometrists, pharmacists, and allied health professionals.

Nurse Education

The education and training of Missouri's nurses has not kept pace with the state's need. The Missouri Hospital Association recently reported an 11% vacancy rate for trained nurses in the state's health care facilities. In St. Louis alone, more than 1,400 vacancies are estimated to exist. The state and nation face a serious shortage of registered nurses and experts predict a crisis of significant proportions. The University of Missouri is requesting additional state funds to actively expand enrollments in nurse education and provide the resources needed to support these students at UMC, UMKC, and UMSL.

Physician Education

To continue providing quality physician education, the University of Missouri needs to stabilize its funding base by reducing its reliance on revenue streams that have become increasingly at risk and volatile and have created financial instability in our two medical schools. Revenues from physician practice plans and from affiliated teaching hospitals that support physician education at Columbia and Kansas City are subject to fluctuations beyond the control of either campus. An increase in state support will reduce the two campus' dependence upon clinical revenue and transfer payments for

To expand the pipeline of new nurses entering the profession, the University of Missouri nursing schools are seeking to increase enrollment and capacity. Our three nursing schools will increase their student popu

Optometrist Education

The high cost of an optometric education at UM-St Louis relative to peer institutions is a well-documented and long-standing challenge for the College of Optometry. Student fees at the UM-St Louis College of Optometry, the only program in the state of Missouri, continue to be the highest among the seventeen U.S.-located schools and colleges of optometry, both public and private. Student fees in the College of Optometry at UM-St. Louis for Missouri residents for the 2003-04 academic year -- the most recent year that comparator data are available -- were 46% higher (\$17,344 versus \$11,880) than the average of the nine university-located optometric programs.

The negative impact of charging the highest fees among all of the schools and colleges of optometry is substantial. Increasingly a significant number of Missouri residents pursuing an optometric education choose to attend an institution outside of Missouri. Well-qualified Missouri residents can attend

Education and training combined with recruitment and retention are keys to solving the state's manpower issues. The school requests support for the Missouri Health Scholars program. This program would provide scholarship funding in exchange for 3 years employment service within the state. To support an additional 50 students in radiology, ultrasound, nuclear medicine, and respiratory therapy programs and 20 students in medical technology and radiation therapy programs the University of Missouri is requesting \$1,992,500 in FY2007.

III. COST EXPLANATION

Cost Summary

Program/Discipline	PCS	FTE	Compensation	E&E	Total
Nurse Education	Instruction	44	\$4,306,388	\$749,000	\$5,055,388
Total Nurse Education			\$4,306,388	\$749,000	\$5,055,388
Physician/Medical Education	Instruction	31	\$7,150,000	\$600,000	\$7,750,000
	Scholarships			1,000,000	1,000,000
Total Physician/Medical Education			\$7,150,000	\$1,600,000	\$8,750,000
Dentist Education	Instruction	10	\$1,200,000	\$240,000	\$1,440,000
	Scholarships			250,000	250,000
Total Dentist Education			\$1,200,000	\$490,000	\$1,690,000
Pharmacist Education	Instruction	12	\$1,177,600	\$235,000	\$1,412,600
Total Pharmacist Education			\$1,177,600	\$235,000	\$1,412,600
Optometrist Education	Scholarships	0		\$1,099,512	\$1,099,512
Total Optometrist Education			\$0	\$1,099,512	\$1,099,512
Allied Health Worker Education	Instruction	12	\$806,000	\$185,000	\$991,000
	Scholarships			1,001,500	1,001,500
Total Allied Health Worker Education			\$806,000	\$1,186,500	\$1,992,500

Total Recurring State Fu0

NEW DECISION ITEM REQUEST

**UNRESTRICTED EDUCATIONAL AND GENERAL
FORM 5**

Department:
Level 2
Level 3

Higher Education-Unrestricted
University of Missouri System
All Programs

NEW DECISION ITEM REQUEST

UNRESTRICTED EDUCATIONAL AND GENERAL FORM 5

Department: Higher Education-Unrestricted
Level 2 University of Missouri System
Level 3 All Programs
Decision Item Name: Student Access – Missouri Endowed Scholarships Program: \$4 million
Decision Item Rank: 4 of 5

I. PURPOSE AND CRITERIA FOR INCLUSION IN REQUEST

Funds are requested for an endowed scholarship program that will leverage state resources with private donations to establish need-based scholarships for the state's neediest students. This request supports the University of Missouri's strategic goal to ensure access and affordability. Because of the decline in state support, Missouri students and their families are paying a larger proportion of the cost of a public education. The result has been an erosion in access to a University of Missouri education for students from low income families. The Missouri Endowed Scholarship

Missouri as a whole. Based on a U.S. Census Bureau study, for every one percentage point increase in the proportion of Missourians with at least a bachelor's degree, \$2.5 billion for the state as a whole is generated.

The University is very committed to this program. The President and Board of Curators set aside \$4 million from our FY2005 state appropriation to jump-start this scholarship program for our neediest students. This \$4 million has been matched with \$4 million raised by the campuses from private donors specifically for need-based scholarship endowment funds for Missouri resident undergraduate students. These funds have permanently funded 266 endowed scholarships for high need students, with each being funded at a minimum of \$30,000.

III. COST EXPLANATION

RECURRING FUNDS

PCS	FTE	Compensation	E&E	Total
Scholarships & Fellowships			\$4,000,000	\$4,000,000
Total Improvements			\$4,000,000	\$4,000,000

From State Appropriations: \$4,000,000

IV. EVALUATION OF OUTCOMES

A \$4 million recurring appropriation would generate \$4 million in donor gifts annually to create 266 endowed scholarships each year with an initial value of \$30,000.

266 endowed scholarships of \$1,500 each would generate \$400,000 annually in scholarship aid to Missouri's neediest undergraduate students.

Each endowed scholarship would grow over time, as the University's endowment investments grow with the market.

NEW DECISION ITEM REQUEST

UNRESTRICTED EDUCATIONAL AND GENERAL FORM 5

Department: Higher Education-Unrestricted
Level 2 University of Missouri System
Level 3 All Programs
Decision Item Name: Missouri Endowed Chair Program: \$2 million
Decision Item Rank: 5 of 5

I. PURPOSE AND CRITERIA FOR INCLUSION IN REQUEST

The Missouri Endowed Chair Program would be established by leveraging State and University resources in order to attract funding from external sources for the purpose of elevating the stature of selected academic and research programs consistent with the University's strategic goals. The program requires three funding sources: a gift from a private donor, a match from the University of Missouri's state appropriations, and a funded faculty position from the participating campus of the University of Missouri. The program would be established to attract to the State of Missouri and the University of Missouri distinguished teachers and researchers who would promote academic excellence, perform cutting edge research, and contribute to the State's economic development initiatives.

II. DESCRIPTION

In FY 2005 The University of Missouri used \$1 million of its recurring base to start a new Endowed Chair program. To date, these funds have matched 9 new endowed chairs with the funding for two additional chairs still outstanding.

III. COST EXPLANATION

Funding the Program

The University has a goal of 20 new endowed chairs. The following describes the funding:

Private Donations:	\$30 million to permanently endow 20 chairs at \$1.5 million per chair
State Support:	\$2 million recurring funds to match annual payout on 20 chairs and to develop a permanent endowment to support the payout
University:	Base salary and benefits for 20 full professor positions among the four campuses.

How the Match of a Position Will Work

For each endowed chair approved for this program, the campus must allocate annually an amount equal to the salary and benefits of a full-time, full professor faculty position. The money available from the endowment and state match is intended to enhance the salary of the position in addition to providing extra funds for other research and instructional related expenses. This allows the University to attract and retain the top researchers. The endowment and state match is not

Other Programs

FY 2006-2007 APPROPRIATIONS REQUEST FOR OPERATIONS

SUMMARY OF OTHER PROGRAM REQUESTS

UNIVERSITY OF MISSOURI SYSTEM

	STATE APPROPRIATED FUNDS	NON-STATE FUNDS	TOTAL FUNDS
University of Missouri Hospitals and Clinics	\$13,989,262	\$478,442,114	\$492,431,376
Missouri Rehabilitation Center	\$10,774,276	\$31,715,590	\$42,489,866
Missouri Institute of Mental Health	\$1,937,394	\$148,190	\$2,085,584
Missouri Kidney Program	\$4,229,663		\$4,229,663
Missouri Research and Education Network (MOREnet)	\$10,691,194	\$5,133,299	\$15,824,493
Alzheimer's Program	\$398,640		\$398,640
Spinal Cord Injury Fund	\$400,000		\$400,000
State Seminary Fund	\$2,675,000		\$2,675,000
State Historical Society of Missouri	\$874,349		\$874,349

PROGRAM EXPENDITURES AND REVENUE SUMMARY

FORM 1

UNIVERSITY OF MISSOURI - COLUMBIA HOSPITALS AND CLINICS INCLUDING ELLIS FISCHER CANCER CENTER

	FY2004 Actual	FY2005 Estimated	FY2006 Planned & FY2007 Core	Cost to Continue	FY2007 Request
EXPENDITURES:					
Personal Services	\$151,674,063	\$168,970,474	\$190,761,800	\$12,797,579	\$203,559,379
Medical Supplies & Drugs	68,374,529	84,025,302	86,890,278	5,647,868	92,538,146
Adm and Support Svcs	36,853,899	51,662,829	38,353,510	2,492,978	40,846,488
Interest	10,208,055	10,104,061	9,983,565	648,932	10,632,497
FRA	19,853,263	20,793,385	20,530,770	1,334,500	21,865,270
Residents	13,843,870	13,599,137	14,071,290	914,634	14,985,924
Clinics	10,108,034	9,447,913	8,647,112	562,062	9,209,174
Other	35,036,092	44,966,554	44,858,838	2,517,762	47,376,600
Transfers	47,368,550	50,373,851	48,279,717	3,138,181	51,417,898
Total Expenditures	<u>\$393,320,355</u>	<u>\$453,943,506</u>	<u>\$462,376,880</u>	<u>\$30,054,496</u>	<u>\$492,431,376</u>
FTE Employees	2,688.3	3,215.5	3,192.0		3,192.0
SOURCES OF FUNDS:					
State Appropriations	\$12,741,393	\$11,945,056	\$13,135,457	\$853,805	\$13,989,262
Non-State Revenues					
Patient Service Revenue	\$370,107,146	\$428,463,547	\$435,855,749	\$28,330,624	\$464,186,373
Cafeteria Sales	1,847,969	1,886,529	1,855,145	120,584	1,975,729
Auxiliary Sales & Other Revenue	8,623,847	11,648,374	11,530,529	749,483	12,280,012
Total Non-State Revenues	<u>\$380,578,962</u>	<u>\$441,998,450</u>	<u>\$449,241,423</u>	<u>\$29,200,691</u>	<u>\$478,442,114</u>
Total Sources	<u>\$393,320,355</u>	<u>\$453,943,506</u>	<u>\$462,376,880</u>	<u>\$30,054,496</u>	<u>\$492,431,376</u>

PERSONAL SERVICES AND EXPENSE AND EQUIPMENT DETAIL

UNIVERSITY OF MISSOURI - COLUMBIA HOSPITALS AND CLINICS INCLUDING ELLIS FISCHER CANCER CENTER

	FY2005 Estimated		FY2006 Planned & FY2007 Core		Cost to	FY2007 Request	
	FTE	Amount	FTE	Amount	Continue Amount	FTE	Amount
PERSONAL SERVICES:							
Teaching and Research	6.2	\$259,627	4.3	\$196,697	\$7,868	4.3	\$204,565
Exec., Admin., Managerial	381.0	15,924,611	390.0	17,835,929	713,437	390.0	18,549,366
Professional	1345.6	56,249,412	1366.1	63,667,886	2,546,715	1366.1	66,214,602
Technical	796.5	33,293,534	783.5	35,827,851	1,433,114	783.5	37,260,965
Office	595.2	24,878,239	555.8	25,417,021	1,016,681	555.8	26,433,702
Crafts and Trades	91.1	3,808,652	92.3	4,219,243	168,770	92.3	4,388,013
Service	0.0	0	0.0	0	0	0.0	0
Staff Benefits		34,556,399		43,597,173	5,929,216		49,526,389
Total Personal Services	3215.5	\$168,970,474	3192.0	\$190,761,800	\$11,815,801	3192.0	\$202,577,602
EXPENSE AND EQUIPMENT:							
Fuel and Utilities		\$6,727,587		\$7,197,173	\$483,283		\$7,680,456
Library Acquisitions		0		0	0		0
Equipment		7,999,540		5,933,738	398,445		6,332,183
All Other		270,245,905		258,484,169	17,356,967		275,841,135
Total Expense & Equipment		\$284,973,032		\$271,615,080	\$18,238,695		\$289,853,774

III. PERFORMANCE AND ACTIVITY MEASURES

	FY2005	FY2006	FY2007
A. Students Participating in Hospital Activities:			
Medical Students	377	374	374
Nursing Students	329	355	380
Graduate Nursing Students	30	27	28
Interns and Residents	365	377	377
Total	1,101	1,133	1,159
B. Hospital Fiscal Data:			
Net Operating Revenue	\$453,943,506	\$462,376,880	\$492,431,376
State Revenue (Percent of Total)	2.63%	2.84%	2.84%
C. Inpatient Admissions By Service:			
Anesthesiology	1	1	1
Medicine	4,285	5,018	5,018
Surgery	8,593	7,230	7,230
Ophthalmology	21	24	24
Neurology	733	611	611
Newborn	1,080	1,340	1,340
Obstetrics	1,986	2,145	2,145
Child Health	1,638	1,580	1,580
Family Practice	1,493	1,519	1,519
Physical Medicine & Rehabilitation	0	0	0
Other	243	1,008	1,008
Radiology	6		
Total	20,079	20,476	20,476
D. Inpatient Admissions By Responsibility:			
Medicaid	5,144	5,246	5,246
Indigent	1,144		

III. PERFORMANCE AND ACTIVITY MEASURES-UNIVERSITY HOSPITALS & CLINICS INCLUDING ELLIS FISCHER CANCER CENTER (Continued)

	<u>FY2005</u>	<u>FY2006</u>	<u>FY2007</u>
E. Inpatient Days:			
Adult and Pediatric	94,911	96,352	96,352
Newborn	2,698	2,800	2,800
Total	<u>97,609</u>	<u>99,152</u>	<u>99,152</u>
F. Outpatient Visits	580,849	543,105	543,105
G. Emergency Room Visits	37,980	38,624	38,624
H. Hospital Statistical Data:			
Number of Beds (Adult & Pediatric)	490	490	490
Percent Occupancy	53.07%	53.87%	53.73%
Number of Short Stay Patients (FY2006 only includes University Hospital)	9,840	9,005	9,005
Number of Observation Patients	3,942	3,962	3,962
Number of Operations (Inpatient and Outpatient)	16,389	18,260	18,260
I. Size of Physical Plant:			
Number of Gross Square Feet	2,030,346	2,030,346	2,030,346
Number of Net Assignable Feet	1,803,492	1,803,492	1,803,492
J. Book Value of Equipment Inventory:			
At June 30, 2003	\$158 million		
At June 30, 2004	\$154 million		
At June 30, 2005	\$180 million		

PROGRAM DESCRIPTION

Department of Higher Education

University of Missouri Hospital and Clinics

Program is found in the following core budget(s): University of Missouri Hospitals and Clinics

1. What does this program do?

This program funds the University of Missouri Hospitals and Clinics which provides a wide range of specialized health delivery programs.

University Hospitals, including Children's Hospital operates 490 beds. It offers total medical and surgical care for infants, children and adults and is the only facility in the primary service area with a burn unit, organ transplant services and genetic counseling services. The hospital is Mid-Missouri's only Level I Trauma Center. The emergency services program includes an air ambulance service and a ground ambulance service that offers a dedicated vehicle equipped to transport neonates and children.

Children's Hospital 55 bed "hospital within a hospital" offers a full scope of pediatric services including a dedicated pediatrics unit, a Level III neonatal intensive-care unit and a pediatric intensive-care unit.

Ellis Fischel Cancer Center provides diagnosis and treatment, detection, information, clinical research through modern diagnosis and treatment modalities, and education to health care professionals and Missouri residents regarding all aspects of cancer. These services are provided to inpatients and outpatients. Ellis Fischel Cancer Center is a statewide referral center that provides cancer services to Missouri residents and a nationwide referral center for certain cancer types.

2. What is the authorization for this program, i.e., federal or state statute, etc.? (Include the federal program number, if applicable.)

3. Are there federal matching requirements? If yes, please explain.

No

4. Is this a federally mandated program? If yes, please explain.

No

5. Provide actual expenditures for the prior three fiscal years and planned expenditures for the current fiscal year

*Net of Governor's 3% Withholding

PROGRAM DESCRIPTION

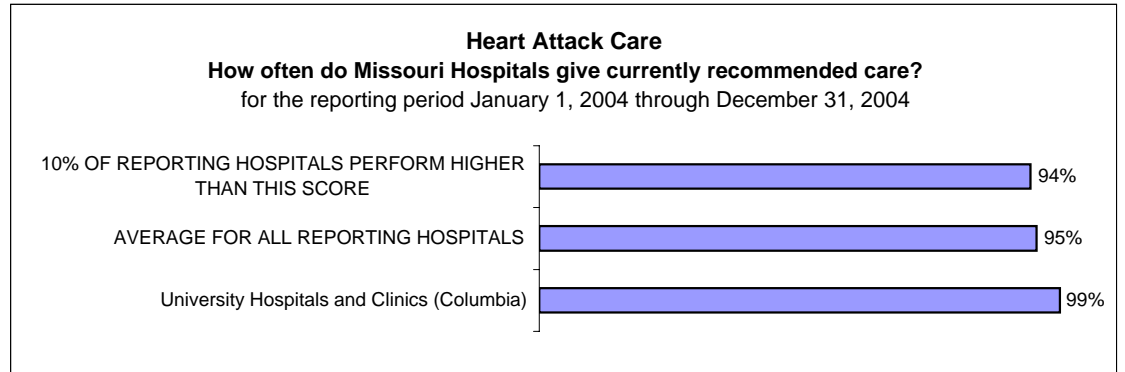
Department of Higher Education
University of Missouri Hospital and Clinics
Program is found in the following core budget(s): University of Missouri Hospitals and Clinics

6. What are the sources of the "Other " funds?

All appropriated funds are from General Revenue. However, the Hospital generates substantial revenue from patients and 3rd party payors. See Form 1 for detail of nonstate revenues.

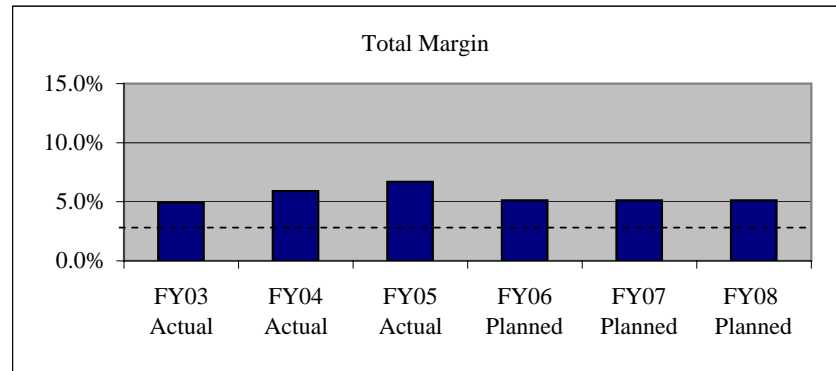
7a. Provide an effectiveness measure.

The leading cause of death in Missouri is heart disease (CDC/NCHS, National Vital Statistics System). The accompanying graph, provided by the Missouri Hospital Association, shows the percentage of times hospitals gave currently recommended care for patients with heart attacks from January 1, 2004 through December 31, 2004. A higher percentage indicates hospitals provided the recommended care more often. University Hospitals and Clinics was tied with one other hospital for the highest rating in Missouri.



7b. Provide an efficiency measure.

The efficiency of University Hospitals and Clinics is best measured by its Total Margin, which is the percentage relationship between Net Income and Net Operating Revenues before appropriation and before one-time adjustments. A national benchmark for Total Margin is the average of A-rated hospitals using national bond rating agency data. At the current time, the A-rated average (the dashed line on the accompanying graph) is 4.2%.



PROGRAM DESCRIPTION

Department of Higher Education

University of Missouri Hospital and Clinicsp

Program is found in the following core budget(s): University of Missouri Hospitals and Clinics

NEW DECISION ITEM REQUEST

	FY2004 Actual	FY2005 Estimated	FY2006 Core Planned & FY2007 Core	Cost to Continue	FY2007 Request
EXPENDITURES:					
Personal Services	\$22,735,314	\$25,594,938	\$27,296,260	\$1,935,363	\$29,231,623
Medical Supplies & Drugs	2,092,957	2,956,831	2,488,344	161,742	2,650,086
Adm and Support Svcs	993,880	759,145	1,304,630	84,801	1,389,431
Interest	0	0	0	0	0
FRA	881,592	1,242,099	1,069,568	69,523	1,139,091
Other	4,292,253	4,477,114	4,946,429	160,412	5,106,841
Transfers	5,348,545	1,307,726	2,791,357	181,437	2,972,794
Total Expenditures	\$36,344,541	\$36,337,853	\$39,896,588	\$2,593,278	\$42,489,866
FTE Employees	500.0	468.6	530.5		530.5
SOURCES OF FUNDS:					
State Appropriations	\$9,813,190	\$9,199,866	\$10,116,691	\$657,585	\$10,774,276
Non-State Revenues					
Patient Revenues	\$24,300,958	\$26,104,699	\$28,689,742	\$1,864,833	\$30,554,575
Other	2,230,393	1,033,288	1,090,155	70,860	1,161,015
Total Non-State Revenues	\$26,531,351	\$27,137,987	\$29,779,897	\$1,935,693	\$31,715,590
Total Sources	\$36,344,541	\$36,337,853	\$39,896,588	\$2,593,278	\$42,489,866

PERSONAL SERVICES AND EXPENSE AND EQUIPMENT DETAIL

MISSOURI REHABILITATION CENTER

	FY2005 Estimated		FY2006 Planned & FY2007 Core		Cost to Continue	FY2007 Request	
	FTE	Amount	FTE	Amount	Amount	FTE	Amount
PERSONAL SERVICES:							
Teaching and Research	0.1	\$5,082	0.0	\$0	0	0	0
Exec., Admin., Managerial	65.1	\$2,824,749	73.0	\$2,900,715	\$116,029	73.0	\$3,016,744
Professional	182.5	7,922,801	227.2	9,023,629	360,945	227.2	9,384,574

CORE BUDGET REQUEST ANALYSIS

FORM 4

MISSOURI REHABILITATION CENTER

I. MISSION STATEMENT

As part of a land-grant university, University of Missouri Health Care's core mission is to provide education, research and service to the residents of Missouri with an emphasis on the needs of rural Missouri. Our vision is to offer programs of unsurpassed excellence that will be integrated into a highly efficient, fiscally sound, professionally outstanding, service-oriented health system, which is unified in a common purpose to be one of the premier comprehensive academic health systems in the nation.

II. PROGRAM DESCRIPTION

Missouri Rehabilitation Center (MRC) is a 124-bed rehabilitation hospital committed to providing compassionate rehabilitation services. It is recognized throughout the Midwest as a leading long-term acute care center for physical medicine and rehabilitation. Located 30 miles from Springfield and Joplin in Mount Vernon, the hospital houses an array of experts and programs for patients recovering from serious illness or injury. Comprehensive services include both inpatient and outpatient programs and specialized treatment for traumatic brain injuries, strokes, spinal cord injuries and orthopedic injuries as well as tuberculosis and other pulmonary conditions.

Long-term (subacute) rehabilitation care is labor-intensive and time consuming. Very few facilities in the state provide such care, especially for head injury patients, and particularly for indigent or Medicaid patients. Approximately 41 percent of the Center's patients have limited or no financial resources.

Founded in 1907 as a state tuberculosis hospital, its services have greatly expanded, first to a broad range of pulmonary treatments and then to a center for comprehensive physical rehabilitation. A Transitional Living Program consisting of dormitory living and a progression to residential living is provided. Extensive efforts are made to help patients reach their fullest physical potential and to develop self-help/care skills. A state of the art Intensive Care Unit was opened in the summer of 2001. The ICU has two distinct benefits; it provides expanded space that allows the Missouri Rehabilitation Center to accept more acute rehabilitation patients, and it allows medical staff to start rehabilitation efforts sooner.

MRC houses the largest traumatic brain injury program in Missouri, which offers a full continuum of services ranging from inpatient intensive care to outpatient day rehabilitation. MRC has one of the highest success rates of weaning patients from ventilator dependence. As a leader in pulmonary rehabilitation, MRC has earned the distinction of being a regional treatment center for drug-resistant tuberculosis cases. Center research led to a computer program allowing quadriplegics and others with disabilities to operate computers with their eyes.

MISSOURI REHABILITATION CENTER

III. PERFORMANCE AND ACTIVITY MEASURES

	FY2005	FY2006	FY2007
A. Hospital Fiscal Data:			
Net Operating Revenue	\$36,337,853	\$39,896,588	\$42,489,866
State Revenue (Percent of Total)	25.32%	25.36%	25.36%
B. Inpatient Admissions:	493	558	558
C. Inpatient Admissions By Responsibility:			
Medicaid	106	120	120
Indigent	85	96	96
All Other	302	342	342
Total	493	558	558
D. Inpatient Days	24,201	25,368	25,368
E. Outpatient Visits			
Transitional Living	1,871	1,875	1,875
OP Clinic and Rehab	10,295	20,450	20,450
CSTAR	1,746	2,720	2,720

PROGRAM DESCRIPTION

Department of Higher Education

Missouri Rehabilitation Center

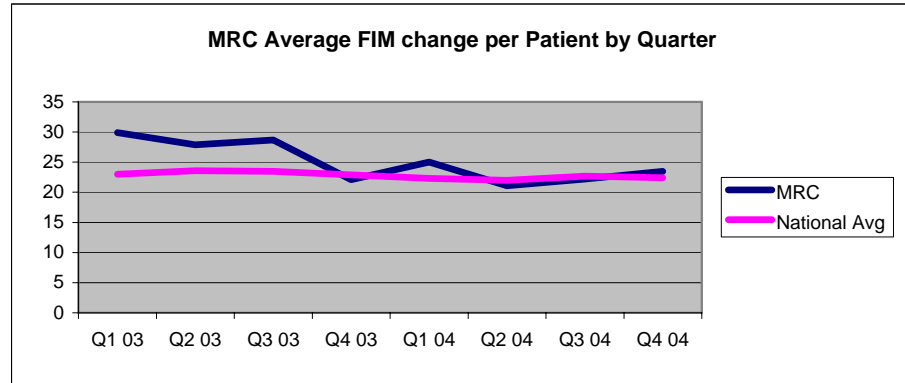
Program is found in the following core budget(s): University of Missouri - Missouri Rehabilitation Center

6. What are the sources of the "Other " funds?

All appropriated funds are from General Revenue. However, the Rehabilitation Center generates substantial revenue from patients and 3rd party payors. See Form 1 for detail of nonstate revenues.

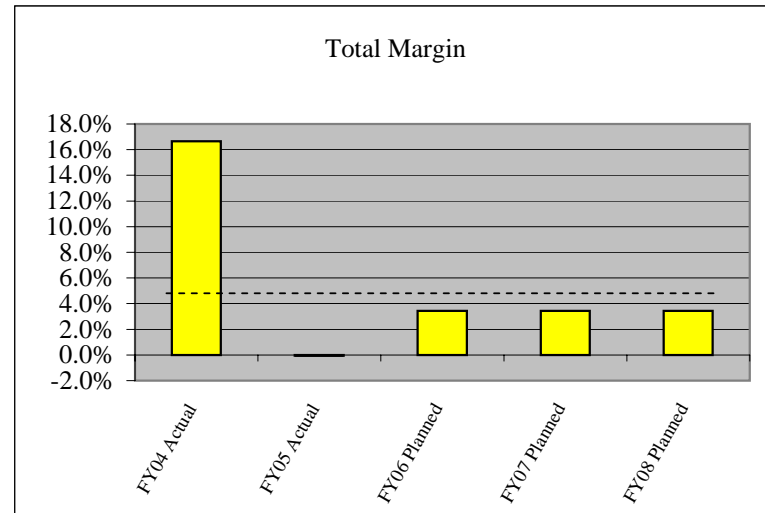
7a. Provide an effectiveness measure.

The clinical effectiveness of rehabilitation units like MRC may be best measured by using a standard Functional Individual Movements (FIM) score. The FIM score measures the patient's ability to perform activities of daily living. The accompanying graph depicts the average change in FIM score from admission to discharge, compared to the current national benchmark of 26.7.



7b. Provide an efficiency measure.

The efficiency of MRC is best measured by its Total Margin, which is the percentage relationship between Net Income and Net Operating Revenues before appropriation and before one-time adjustments. A national benchmark for Total Margin is the average of A-rated hospitals using national bond rating agency data. At the current time, the A-rated average (the dashed line on the accompanying graph) is 4.2%.



Program is found in the following core budg

NEW DECISION ITEM REQUEST
MISSOURI REHABILITATION CENTER
FORM 5

Department: Higher Education-Unrestricted
Level 2 University of Missouri-Other Programs
Level 3 Missouri Rehabilitation Center
Decision Item Name: Increments for Continuing
Decision Item Rank: 1 of 1

I. PURPOSE AND CRITERIA FOR INCLUSION IN REQUEST

The Missouri Rehabilitation Center (MRC) is a 124 bed rehabilitation hospital that provides needed rehabilitation services to its community. It has both inpatient and outpatient programs. MRC has had its state appropriations reduced by \$2.7 million in extraordinary withholdings and \$0.8 million in core cuts since FY2002. To add to the funding issue, Missouri Rehabilitation Center has not had its cost to continue request approved since FY2001. Because cost to continue adjustments are used to offset increases in the cost of the goods and services Missouri Rehabilitation Center must buy to provide patient services and fulfill its mission, failure to fund these increases results in an internal core reduction. To continue at the current level of operations in 2007 the Missouri Rehabilitation Center will require cost to continue adjustments.

II. DESCRIPTION

I. 7eh6121itationbervi a

PROGRAM EXPENDITURES AND REVENUE SUMMARY

FORM 1

MISSOURI INSTITUTE OF MENTAL HEALTH

	<u>FY2004 Actual</u>	<u>FY2005 Estimated</u>	<u>FY2006 Planned & FY2007 Core</u>	<u>Cost to Continue</u>	<u>FY2007 Request</u>
EXPENDITURES:					
Program Operations	\$2,254,169	\$2,122,842	\$1,980,611	\$104,973	\$2,085,584
Total Expenditures	<u>\$2,254,169</u>	<u>\$2,122,842</u>	<u>\$1,980,611</u>	<u>\$104,973</u>	<u>\$2,085,584</u>
FTE Employees	34.9	34.0	25.0		25.0
SOURCES OF FUNDS:					
State Appropriations	\$2,230,854	\$2,091,427	\$1,839,880	\$97,514	\$1,937,394
Non-State Revenues	<u>23,315</u>	<u>31,415</u>	<u>140,731</u>	<u>7,459</u>	<u>148,190</u>
Total Sources	<u>\$2,254,169</u>	<u>\$2,122,842</u>	<u>\$1,980,611</u>	<u>\$104,973</u>	<u>\$2,085,584</u>

PERSONAL SERVICES AND EXPENSE AND EQUIPMENT DETAIL

FORM 3

MISSOURI INSTITUTE OF MENTAL HEALTH

	<u>FY2005 Estimated</u>		<u>FY2006 Planned & FY2007 Core</u>		<u>Cost to Continue</u>	<u>FY2007 Request</u>	
	<u>FTE</u>	<u>Amount</u>	<u>FTE</u>	<u>Amount</u>	<u>Amount</u>	<u>FTE</u>	<u>Amount</u>
PERSONAL SERVICES:							
Teaching and Research	7.4	\$582,836	5.0	\$537,025	\$21,481	5.0	\$558,506
Exec., Admin., Managerial	2.0	85,348	2.6	148,959	5,958	2.6	154,917
Professional	8.9	380,187	5.4	228,872	9,155	5.4	238,027
Technical	3.0	77,589	2.5	62,067	2,483	2.5	64,550
Office	12.7	232,768	9.5	249,853	9,994	9.5	259,847
Staff Benefits		320,602		352,880	47,992	0.0	400,872
Total Personal Services	34.0	\$1,679,330	25.0	\$1,579,656	\$97,063	25.0	\$1,676,719
EXPENSE AND EQUIPMENT:							
Fuel and Utilities		\$0		\$0	\$0		\$0
Library Acquisitions		0		0	0		0
Equipment		35,890		6,700	201		6,901
All Other		407,622		394,255	7,709		401,964
Total Expense and Equipment		\$443,512		\$400,955	\$7,910		\$408,865
Grand Total	34.0	\$2,122,842	25.0	\$1,980,611	\$104,973	25.0	\$2,085,584

CORE BUDGET REQUEST ANALYSIS

FORM 4

MISSOURI INSTITUTE OF MENTAL HEALTH

I. MISSION STATEMENT

The Missouri Institute of Mental Health (MIMH) was established by a special act of the Missouri legislature for the purpose of conducting research aimed at improving services for persons served by the Department of Mental Health (DMH), and for fostering excellence in mental health services through employee training and the study of mental health policy and ethics.

II. PROGRAM DESCRIPTION

MIMH is a mental health research and training institute operated by the School of Medicine of the University of Missouri – Columbia. Most faculty and staff of the Institute have offices on the grounds of St. Louis Psychiatric Rehabilitation Center (SLPRC), and provide evaluation, research and training support for the DMH. SLPRC provides space and support services for the Institute. In addition, an important component of the training mission of the Institute is carried out on the Columbia campus of the University of Missouri in the Department of Psychiatry, where both space and administrative support services are provided by the University. This joint endeavor between the Department of Mental Health and the University of Missouri has resulted in an organizational structure that ensures academic participation in research and education for the public mental health delivery system in Missouri.

To accomplish its statutory mission, the St. Louis component of MIMH is internally organized according to function: behavioral health research; continuing education for DMH and other public-sector mental health professionals; evaluation, policy and ethics; child and families; professional library support; and administration. Internships and practica are offered for graduate students in psychology, social work, and public health programs. Responsibility for residency training programs in psychiatry and clinical research into psychiatric illness rests with the Department of Psychiatry in Columbia.

MIMH is an active collaborative enterprise between the University of Missouri – Columbia and the Missouri Department of Mental Health. This productive collaboration has resulted in a proud history of, and a continuing commitment to, leadership in public mental health policy, research and training.

III. PERFORMANCE AND ACTIVITY MEASURES- MISSOURI INSTITUTE OF MENTAL HEALTH

	<u>FY2005</u>	<u>FY2006</u>	<u>FY2007</u>
A. Scientific and Professional Publications	90	72	73
Technical Reports	18	12	14
B. Scientific and Professional Presentations	143	145	147
C. Research Grants:			
Number of Applications for External Funding	49	45	46
Number Approved/Pending	33/29	24/20	20/16
Number Projects in Progress	54	57	60
Total Awards-Primary Investigator	\$2,104,370	\$2,275,000	\$1,550,000
Total Awards-Secondary	\$2,082,929	\$2,220,000	\$2,150,000
Letters of Intent	5	7	9
D. Students:			
Graduate and Medical Students Taught	210	210	210
Undergraduate Students Taught	120	110	110
Resident Physicians Trained - Pri Psych	22	22	22
Resident Physicians Trained - Sec Psych	10	10	10
E. Continuing Education:			
Number of Workshops Planned/Participated	69	65	68
Number of Visiting Speakers/Seminars	23	26	28
Total Participant Contacts in Missouri	3,003	2,800	2,900
Online CE Hours Completed	0	350	1,200
F. Consultation:			
Hours in Clinical, Programmatic, or Research			
Consultation to Mo Dept. of Mental Health	7,127	6,500	6,800
Hours With Other State & Civic Agencies	7,647	7,500	7,600
Consultation Contracts	18	19	21
Consultation Contract Awards	\$1,693,350	\$1,715,649	\$1,750,000

III. PERFORMANCE AND ACTIVITY MEASURES-MISSOURI INSTITUTE OF MENTAL HEALTH (Continued)

	FY2005	FY2006	FY2007
G. Library Services:			
Number of Literature Searches	508	525	550
Current Content Requests	4,935	6,000	6,025
Articles/Books Borrowed	1,743	2,250	2,300
Articles/Books Loaned	10,239	10,500	10,525
Articles Photocopied	11,573	13,000	13,025
Circulation	1,393	1,400	1,425
H. Free Service for State Agencies **			
(Number of consultations, affiliations, etc.)			
Service to DMH	13	10	11
Service to University	15	15	15
Service to Professional Organizations	10	12	14
Service to International, National, Federal, & Other State & Local Agencies	46	42	44

** **Incomplete ability**

Program is found in the following core budget(s): University of Missouri - Missouri Institute of Mental Health

1. What does this program do?

2. What is the authorization for this program, i.e., federal or state statute, etc.? (Include the federal program number, if applicable.)

State statute 630.003

3. Are there federal matching requirements? If yes, please explain.

No

4. Is this a federally mandated program? If yes, please explain.

No

5. Provide actual expenditures for the prior three fiscal years and planned expenditures for the next three fiscal years. (Provide actual expenditures for the prior three fiscal years and planned expenditures for the next three fiscal years.)

Program is found in 1 2 thend llowinETq9.4 73.2 1014964 reW nE/TT0 Tf0910.56 8.119.9eWg

NEW DECISION ITEM REQUEST
MISSOURI INSTITUTE OF MENTAL HEALTH
FORM 5

PERSONAL SERVICES AND EXPENSE AND EQUIPMENT DETAIL

MISSOURI KIDNEY PROGRAM

FY2006 Planned

Cost to

CORE BUDGET REQUEST ANALYSIS

FORM 4

MISSOURI KIDNEY (RENAL DISEASE) PROGRAM

I. MISSION STATEMENT

The mission of the Missouri Kidney Program (MoKP) is to assist eligible Missouri residents who have chronic renal insufficiency or renal transplant to meet their medical, educational and psychosocial needs. In order to accomplish the above mission, the Missouri Kidney Program is committed to the following goals:

- To help assure that no Missourian is denied treatment for end stage renal disease (ESRD) because of financial or social status.
- To help assure that treatment is of hi

C. Administration

The MoKP is administratively located within University of Missouri Health Care (MU Health Care), and is managed by a director who reports directly to the Dean of the School of Medicine. A statewide advisory council appointed by the Dean of the School of Medicine provides general policy oversight. Although a unique function of the University and MU Health Care, the mission of the MoKP is clearly compatible with the overall mission of the University in terms of education, service and research.

III. PROGRAM JUSTIFICATION

A. High Cost of Kidney Replacement Therapy

As stated above, the mission of the MoKP is to assist Missouri residents suffering the tragedy of total kidney failure to meet their medical, psychosocial and educational needs. ESRD disproportionately strikes minority and

III. PERFORMANCE AND ACTIVITY MEASURES

	FY2005	FY2006	FY2007
A. CERTIFIED and PARTICIPATING RENAL FACILITIES	129	131	134
B. MISSOURI ESRD PATIENTS - Calendar Year data	CY2003	CY2004	CY2005
1. Dialysis Census *	5,891	6,186	6,495
2. Transplant Census **	1,200	1200(est)	1200(est)
Total Census	7,091	7,386	7,695

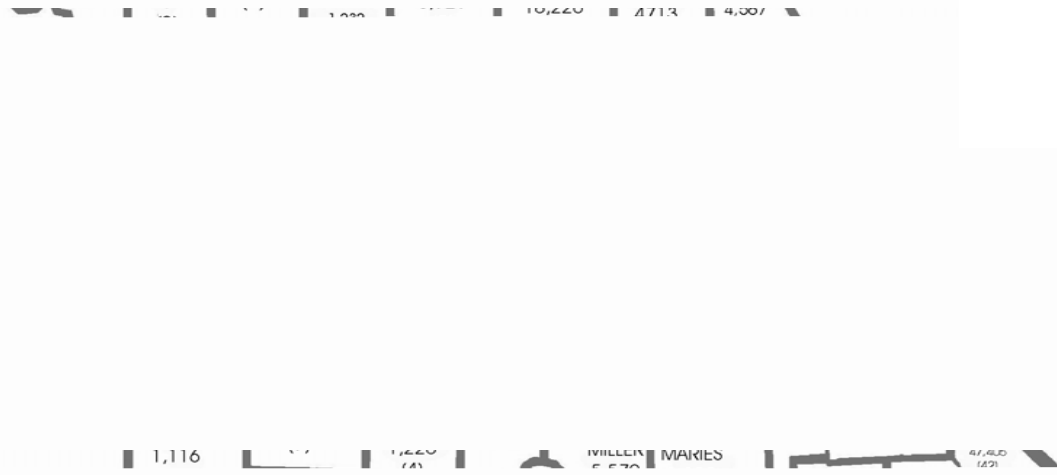
* Provided from Network 12 data CY2003

** The CY2003 data is actual transplants provided to us from the various transplant centers in MO for CY2002.

During FY2003 it became clear that HIPAA regulations barred us from collecting patient sensitive personal information on patients other than ones MoKP provides services for. MoKP served 449 transplant patients as of 6/30/2005. This is an unfortunate example of government regulation preventing us from knowing and understanding our patient population.

	FY2005	FY2006	FY2007
ESRD PATIENTS RECEIVING ASSISTANCE	2,842	2,984	3,133

Missouri Kidney Program FY2005 Patient Assistance (by county)



*This chart does not include Centralized Drug Program, \$613,063 (1655), Medicaid Spenddown \$898,351 (842), or Medicaid MAWD (Medical Assistance for Workers with Disabilities) \$47,633 (59).

Dollars
(Patients)



PROGRAM DESCRIPTION

Department of Higher Education

Missouri Kidney Program

Program is found in the following core budget(s): University of Missouri - Missouri Kidney Program

1. What does this program do?

2. What is the authorization for this program, i.e., federal or state statute, etc.? (Include the federal program number, if applicable.)

CHAPTER 172.875 RSMo.

3. Are there federal matching requirements? If yes, please explain.

No

4. Is this a federally mandated program? If yes, please explain.

No

5. Provide actual expenditures for the prior three fiscal years and planned expenditures for the current fiscal year.

* Net of Governor's 3% Withholding

PROGRAM DESCRIPTION

Department of Higher Education

Missouri Kidney Program

Program is found in the following core budget(s): University of Missouri - Missouri Kidney Program

6. What are the sources of the "Other " funds?

None

7a. Provide an effectiveness measure.

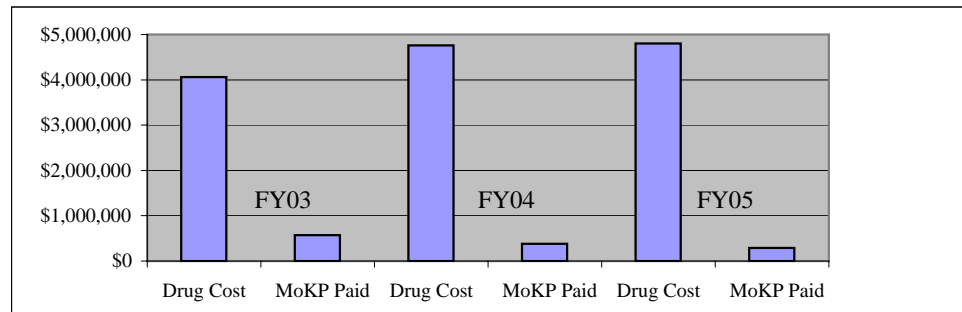
MoKP effectiveness is measured by the number of dollars of the appropriation going to reimburse patient care, education and research activities. MoKP expends in excess of 85% of its appropriation for patient care related activities.

FY 03		FY 04		FY 05		Proj FY 06		Proj FY 07		Proj FY 08	
<u>Patient Exp</u>	<u>Total Exp</u>	<u>Patient Exp</u>	<u>Total Exp</u>	<u>Patient Exp</u>	<u>Total Exp</u>	<u>Patient Exp</u>	<u>Total Exp</u>	<u>Patient Exp</u>	<u>Total Exp</u>	<u>Patient Exp</u>	<u>Total Exp</u>
\$3,324,343	\$3,761,018	\$3,342,770	\$3,896,271	\$3,327,956	\$3,896,271	\$3,311,830	\$3,896,271	\$3,487,357	\$4,102,773	\$3,591,978	\$4,225,856

7b. Provide an efficiency measure.

MoKP's single largest expense is the Centralized Drug Program which supplies needed pharmaceuticals to patients statewide via mail-order. Kilgore Medical Pharmacy was awarded the contract to provide this service, including the billing of 3rd party payors. MoKP assumes the role of payor of last resort for patients whose treatment is not covered by Medicare/Medicaid or private health insurance. The data below summarizes actual expenditure for the past three years. We have chosen not to attempt to project expenditures for FY06-FY08 because Medicare part D will become effective in the second half of FY06 and the impact of this federal program is as yet unknown.

FY 03		FY 04		FY 05	
<u>Drug Cost</u>	<u>MoKP Paid</u>	<u>Drug Cost</u>	<u>MoKP Paid</u>	<u>Drug Cost</u>	<u>MoKP Paid</u>
\$4,061,655	\$570,846	\$4,763,191	\$383,708	\$4,803,913	\$291,754



PROGRAM DESCRIPTION

Department of Higher Education

Missouri Kidney Program

Program is found in the following core budget(s): University of Missouri - Missouri Kidney Program

7c. Provide the number of clients/individuals served, if applicable.

The table below lists the number of clients served or projected to be served in one or more of our programmatic entities. In the past three years we have sustained approximately \$433,000 in cuts to our base budget as part of statewide budget cuts. Yet, due primarily to the efficiencies noted in paragraph 7b of this report, we have not reduced the number of patients served nor eliminated program capabilities. We have maximized our patient service delivery capabilities by micromanaging our heavy expense categories.

NEW DECISION ITEM REQUEST

MISSOURI KIDNEY PROGRAM FORM 5

Department: Higher Education-Unrestricted
Level 2 University of Missouri-Other Programs
Level 3 Missouri Kidney Program
Decision Item Name: Increments for Continuing
Decision Item Rank: 1 of 1

I. PURPOSE AND CRITERIA FOR INCLUSION IN REQUEST

The Missouri Kidney Program's (MoKP) mission is to assist eligible Missouri residents who have chronic renal insufficiency or renal transplant to meet their medical, educational and psychosocial needs. The number of Missouri residents who qualify for assistance increases each year. The cost of treatment continues to rise. The Missouri Kidney Program has had its state appropriations reduced by \$843 thousand in extraordinary withholdings and \$446 thousand in core cuts since FY2002. To add to the funding issue, the Missouri Kidney Program has not had its cost to continue request approved since FY2001. Because cost to continue adjustments are used to offset increases in the cost of the goods and services the Kidney Program must buy to provide patient services and fulfill its mission, failure to fund these increases results in an internal core reduction. As a result, the average dollar value of assistance to MoKP eligible patients continues to decline.

II. DESCRIPTION

The Missouri Kidney Program continues to incur higher costs, to deliver its services to the public. One example is significant increases in the cost of staff benefits, which are anticipated to increase 13.6%. There are also fixed cost increases associated with insurance, medical equipment and services, pharmaceuticals, information technology, and supplies and services. Lack of additional funding removes the ability of the Missouri Kidney Program to continue to provide the same level of services for the citizens of Missouri as currently provided.

The Missouri Kidney Program will require funds to offset the effects of cost to continue. An adjustment of 5.3% on the state appropriation base is requested. The personnel policies are the same for these programs as for the general operations of the University.

III. COST EXPLANATION

Salaries @ 4.0% plus Related Benefits	\$ 31,163
Expense and Equipment	<u>181,726</u>
Total Cost to continue @ 5.3%	\$212,889
State Appropriations @ 5.3%	\$212,889

PROGRAM EXPENDITURES AND REVENUE SUMMARY

FORM 1

MISSOURI RESEARCH AND EDUCATION NETWORK (MORENET)

	<u>FY2004 Actual</u>	<u>FY2005 Estimated</u>	<u>FY2006 Planned & FY2007 Core</u>	<u>Cost to Continue</u>	<u>FY2007 Request</u>
EXPENDITURES:					
Program Operations					
Internet Access	\$2,679,548	\$2,396,847	\$2,336,362	\$123,827	\$2,460,189
Telecommunication State Backbone	6,016,046	4,218,438	4,861,491	257,659	5,119,150
Advanced Networking, Research, Video & Distance Learning	1,677,493	2,622,571	1,830,835	97,034	1,927,869
Higher Education Connections	1,431,671	1,735,081	1,275,652	67,610	1,343,262
Public K-12 School Connections	<u>4,644,195</u>	<u>4,707,796</u>	<u>4,723,668</u>	<u>250,355</u>	<u>4,974,023</u>
Total Expenditures	<u>\$16,448,953</u>	<u>\$15,680,733</u>	<u>\$15,028,008</u>	<u>\$796,485</u>	<u>\$15,824,493</u>
 FTE Employees	28.2	33.7	30.8		30.8
 SOURCES OF FUNDS:					
State Appropriations	\$14,554,269	\$13,189,939	\$10,153,081	\$538,113	\$10,691,194
Other	<u>1,894,684</u>	<u>2,490,794</u>	<u>4,874,927</u>	<u>258,372</u>	<u>5,133,299</u>
Total Sources	<u>\$16,448,953</u>	<u>\$15,680,733</u>	<u>\$15,028,008</u>	<u>\$796,485</u>	<u>\$15,824,493</u>

PERSONAL SERVICES AND EXPENSE AND EQUIPMENT DETAIL

FORM 3

MISSOURI RESEARCH AND EDUCATION NETWORK (MORENET)

	FY2005 Estimated		FY2006 Planned & FY2007 Core		Costs to Continue	FY2007 Request	
	<u>FTE</u>	<u>Amount</u>	<u>FTE</u>	<u>Amount</u>	<u>Amount</u>	<u>FTE</u>	<u>Amount</u>
PERSONAL SERVICES:							
Teaching & Research Exec., Admin., Managerial Professional	33.7	\$1,824,386	30.8	\$1,780,875	\$71,235	30.8	\$1,852,110
Technical Office Other							
Staff Benefits		497,692		534,262	72,660		606,922
Total Personal Services	<u>33.7</u>	<u>\$2,322,078</u>	<u>30.8</u>	<u>\$2,315,137</u>	<u>\$143,895</u>	<u>30.8</u>	<u>\$2,459,032</u>
EXPENSE AND EQUIPMENT:							
Fuel and Utilities Library Acquisitions Equipment and All Other		\$13,358,655		\$12,712,871	\$652,590		\$13,365,461
Total Expense & Equipment		<u>\$13,358,655</u>		<u>\$12,712,871</u>	<u>\$652,590</u>		<u>\$13,365,461</u>
Grand Total	<u>33.7</u>	<u>\$15,680,733</u>	<u>30.8</u>	<u>\$15,028,008</u>	<u>\$796,485</u>	<u>30.8</u>	<u>\$15,824,493</u>

CORE BUDGET REQUEST ANALYSIS

FORM 4

MISSOURI RESEARCH AND EDUCATION NETWORK (MORENET)

I. MISSION STATEMENT

MOREnet's Vision

We will lead Missouri and the nation in the innovative application of technology for the benefit of the public.

MOREnet's Core Purpose

MOREnet works with its customers to set and support Missouri's information technology goals and directions. We explore and deliver new ways to enhance learning opportunities to create a better quality of life for all Missourians.

II. PROGRAM DESCRIPTION

Customer Connections

MOREnet manages nearly 1,000 customer connections statewide. Customer connections are like local roads carrying traffic between interstate highways and individual sites, such as K-12 schools, public libraries, university and college campuses, and others served by MOREnet. These connections are the essential paths needed to get data to the network backbone where it travels around the state or is delivered to an internet access point.

HB3 funds a portion of public higher education and K-12 school district customer connections. HB3 also funds the single high-speed connection to the Shared Network used by all state agencies. Public library customer connections are funded by HB12.

Specifically, this appropriation in FY2007 will partially support:

- Provide 10 – 45 Mbps connectivity to public higher education institutions
- Provide 1.5 – 45 Mbps connectivity to public K-12 school districts
- Provide 50 Mbps connectivity to state government
- Provide Missouri's state backbone with hub-to-hub capacity of 622 Mbps
- Provide Internet access up to 2,488 Mbps
- Support approximately 5,350 video events

MOREnet aggressively seeks new bids for Network Backbone circuits and pursues other cost savings options with Internet service providers on a recurring basis. The demand for Internet access and backbone services continues to grow at a rapid pace. Although there are fewer new sites being added to the network, additional workstations and greater use of electronic resources and communications by students, faculty, and staff continue to push bandwidth demand higher. In addition, the citizens of Missouri are continuing to interact with state government via electronic transactions and communications. MOREnet is continually seeking new ways to manage the growth in demand without adversely affecting education and government.

III. Performance and Activity Measures

	<u>FY 2004</u>	<u>FY 2005</u>	<u>FY 2006</u>	<u>FY 2007</u>
Customer Connections (Total MOREnet) (See Note 1)	1,050	966	1,000	1,020
Total Access to Missouri Backbone from Local Connections	2,243	2,589	2,950	3,200
Network Backbone Capacity Minimum hub-to-hub capacity	622	622	622	622
Internet Access Capacity	1,400	1,990	2,488	2,488
Video Events	4,871	5,147	5,250	5,350

Note 1 – The performance and activity measures for FY2007 are based on expected demand for bandwidth from existing customers for current services.

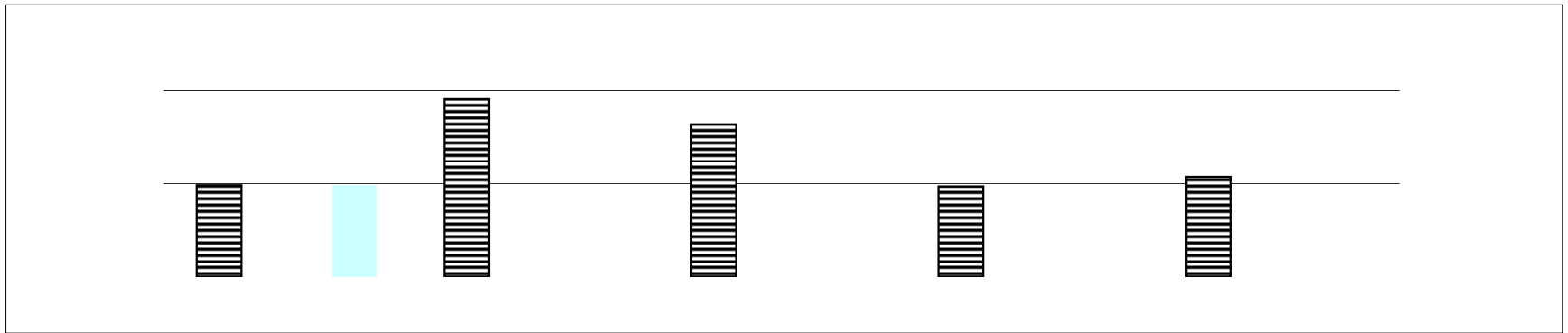
PROGRAM DESCRIPTION

Department of Higher Education

Program Name: Missouri Research and Education Network (MOREnet)

Program is found in the following core budget(s): MOREnet

5. Provide actual expenditures for the prior three fiscal years and planned expenditures for the current fiscal year



6. What are the sources of the "Other " funds?

PROGRAM DESCRIPTION

Department of Higher Education

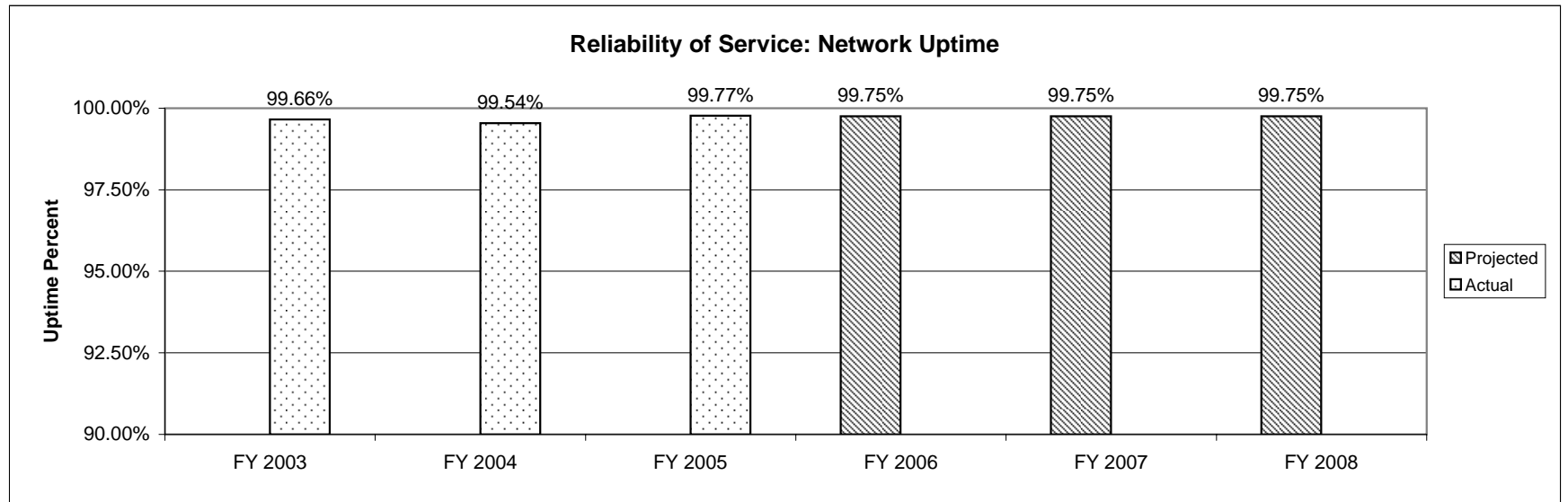
Program Name: Missouri Research and Education Network (MOREnet)

Program is found in the following core budget(s): MOREnet

7a. Provide an effectiveness measure.

Reliability of Service: Network Uptime

This measurement provides information on the customers' access to service, how often their connection to the internet is up and running, and is based on average customer uptime, adjusted for an estimate of planned outages. These uptimes are lower than actual performance because they include lag time related to updating information in the utilization reporting system when a customer connection is upgraded, and they have not been adjusted to account for times connections might be unresponsive due to high customer utilization or disconnection of equipment by the customer.



PROGRAM DESCRIPTION

Department of Higher Education

Program Name: Missouri Research and Education Network (MOREnet)

Program is found in the following core budget(s): MOREnet

Serving the Needs of Schools, Access for All and Support for Growth: Average Bandwidth per Public K-12 District

Each participating school district receives a minimum of one T1 (1.536 Mbp) connection to the shared network, and districts that utilize their current bandwidth may have their bandwidth incrementally increased up to 45 Mbps. This means that students in small districts, that otherwise might be unable to afford this level and quality of service, have the same access to the educational resources available on the Internet (including online resources provided by the state), as students in districts with more resources. This support is especially important because 82% of Missouri school districts are located in lower income or less populated areas.

In addition to providing equal access to districts with fewer resources, MOREnet's policy of expanding bandwidth based on a maximum of 70 percent utilization - from the Department of Elementary and Secondary Education's education technology strategic plan - means that districts experiencing growth in demand for connectivity receive the access they need.

PROGRAM DESCRIPTION

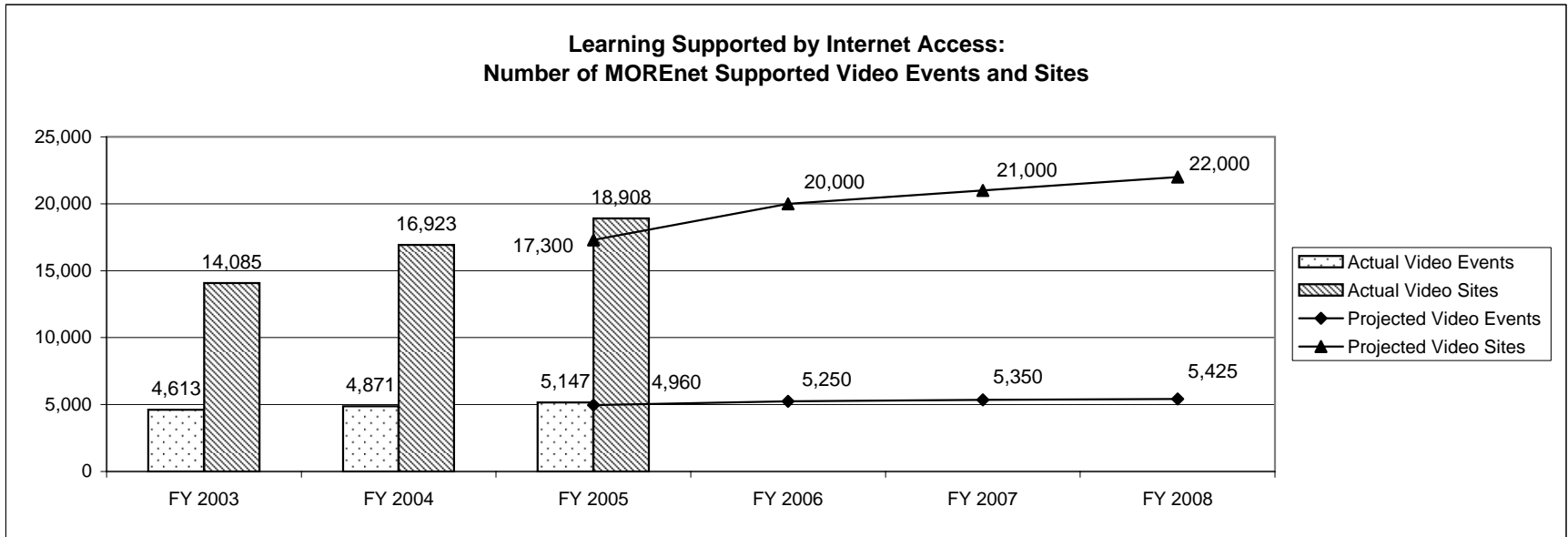
Department of Higher Education

Program Name: Missouri Research and Education Network (MOREnet)

Program is found in the following core budget(s): MOREnet

Learning Supported by Internet Access: Number of MOREnet Supported Video Sites and Events

The reliability and security of the MOREnet network has enabled the growth in classes and courses supported by internet access in Missouri, improving and increasing educational opportunities throughout the state. These courses include many types of delivery methods such as video classes enabled by MOREnet. Currently there is no single, consistent source of information on the number and type of courses enabled by the shared network.



PROGRAM DESCRIPTION

Department of Higher Education

Program Name: Missouri Research and Education Network (MOREnet)

Program is found in the following core budget(s): MOREnet

7c. Provide the number of clients/individuals served, if a

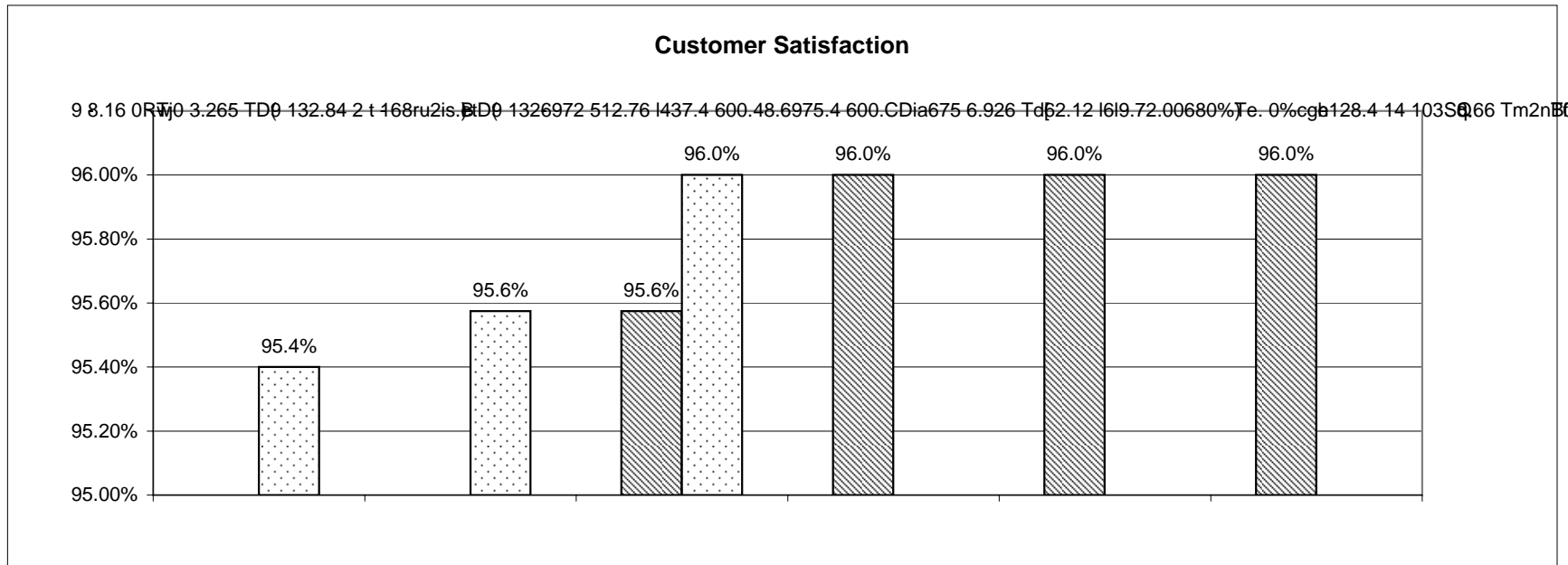
PROGRAM DESCRIPTION

Department of Higher Education

Program Name: Missouri Research and Education Network (MOREnet)

Program is found in the following core budget(s): MOREnet

7d. Provide a customer satisfaction measure, if available.



NEW DECISION ITEM REQUEST

MISSOURI RESEARCH AND EDUCATION NETWORK (MORENET) FORM 5

Department: Higher Education-Unrestricted
Level 2 University of Missouri-Other Programs
Level 3 Missouri Research and Education Network (MOREnet)
Decision Item Name: Increments for Continuing
Decision Item Rank: 1 of 1

I. PURPOSE AND CRITERIA FOR INCLUSION IN REQUEST

Missouri Research and Educational Network (MOREnet) provides Internet access and telecommunications services to elementary, secondary, and higher education communities, public libraries, and state government. MOREnet has worked hard to contain costs through administrative efficiencies, competitive bidding and innovative methods. However, since FY2002 it has had its state appropriations reduced by \$9.2 million in core cuts, or 48%. To add to the funding challenge, MOREnet has not had its cost to continue request approved since FY2001. Because cost to continue adjustments are used to offset increases in the cost of the goods and services MOREnet must buy to provide its network services and fulfill its mission, failure to fund these increases results in internal core reductions and increased customer fees.

II. DESCRIPTION

MOREnet continues to incur higher costs to deliver its services to the public including cost increases in staff benefits, utilities, telecommunications, and information technology equipment. The personnel policies for MOREnet are based on the same as those for the general operations of the University.

One of the greatest areas of cost pressure is related to the demand from public K-12 school districts and public higher education institutions for additional local telecommunication connections capacity. Demand for capacity has grown steadily as schools have begun to depend on Internet connectivity to enhance and facilitate classes and other services. Adequate connectivity is necessary to continue to support the significant educational advancements enabled by educational resources/tools such as class delivery by video, on-line information resources, web resources and research tools, and virtual field trips. These educational tools are particularly important for K-12 students who may not have access to classes or facilities due to illness, disabilities, rural locations, under-resourced school districts, etc., and for working adults who would not be able to pursue higher educational opportunities without courses and degree programs enabled by the Internet.

This request is based on an adjustment of 5.3% to offset the effects of costs to continue.

III. COST EXPLANATION

State Appropriations @ 5.3%	\$538,113
Less Expected 3% Reserve	-16,143
From Non State Sources	<u>274,515</u>
	\$796,485

NEW DECISION ITEM REQUEST

ALZHEIMER'S PROGRAM FORM 5

Department: Higher Education-Unrestricted
Level 2 University of Missouri System
Level 3 Other Curator Programs
Decision Item Name: Alzheimer's Program
Decision Item Rank: 1 of 1

I. PURPOSE AND CRITERIA FOR INCLUSION IN REQUEST

Alzheimer's disease and other diseases result from significant destruction of brain tissues and are characterized by a decline of memory and other intellectual functions. Alzheimer's disease is a particular problem in Missouri, a state with one of the largest elderly populations in the country. The purpose of this request is to fund research that will advance knowledge concerning Alzheimer's disease and related disorders.

II. DESCRIPTION

An advisory board will make research awards, consistent with the legislation, to investigators in public or private educational, health care, and research institutions and other voluntary health associations.

III. REQUESTED AMOUNT

Senate Bill 200, passed in 1987, stipulates that the Board of Curators shall request annually an appropriation for Alzheimer's research of not less than \$200,000 adjusted for inflation. In addition, the request is to include administrative costs not to exceed 10% of the appropriation for research.

The request for FY2007 is \$398,640 based on \$200,000 and a projected Consumer Price Index of 181.2. The request for research funds is \$362,400 and the request for administrative funds is \$36,240, 10% of the research amount.

IV. EVALUATION OF OUTCOMES

The University will require reports from funded investigators and will evaluate, annually, the extent to which this program achieves its programmatic objectives.

PROGRAM DESCRIPTION

Department of Higher Education
University of Missouri Alzheimer's Program
Program is found in the following core budget(s): University of Missouri - Alzheimer's Program

1. What does this program do?

The purpose of this program is to fund research that will advance knowledge concerning Alzheimer's Disease and related disorders. Alzheimer's Disease and other diseases result from significant destruction of brain tissues and are characterized by a decline of memory and other intellectual functions. Alzheimer's Disease is a particular problem in Missouri, a state with one of the largest elderly populations in the country.

2. What is the authorization for this program, i.e., federal or state statute, etc.? (Include the federal program number, if applicable.)

CHAPTER 172.800 of RSMo. 84th general Assembly Senate Bill No 200

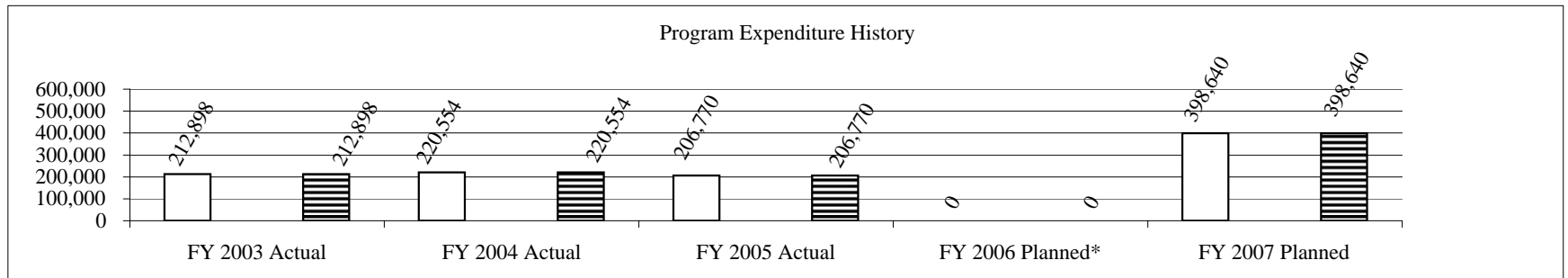
3. Are there federal matching requirements? If yes, please explain.

No

4. Is this a federally mandated program? If yes, please explain.

No

5. Provide actual expenditures for the prior three fiscal years and planned expenditures for the current fiscal year



*Reflects HB3 reduction for FY06

6. What are the sources of the "Other " funds?

N/A

NEW DECISION ITEM REQUEST

SPINAL CORD INJURY FUND FORM 5

Department: Higher Education-Unrestricted
Level 2 University of Missouri System
Level 3 Other Curator Programs
Decision Item Name: Spinal Cord Injuries and Congenital or Acquired Disease Processes Research Program
Decision Item Rank: 1 of 1

I. PURPOSE AND CRITERIA FOR INCLUSION IN REQUEST

The Spinal Cord Injury Fund, established by HB 302, passed in 2001, provides support for a program of research projects in Missouri that promote and advance knowledge in the areas of spinal cord injuries and congenital or acquired disease processes.

“Congenital” spinal cord abnormalities include birth defects affecting the spinal cord such as spina bifida. In addition to traumatic injuries to the spinal cord that lead to paralysis, “acquired” abnormalities could include Friedreich’s ataxia, which manifests itself in teenage years and appears to run in families, and paralysis due to multiple sclerosis, polio, etc.

According to the National Spinal Cord Injury Association, 250,000

PROGRAM DESCRIPTION

Department of Higher Education
Spinal Cord Injury
Program is found in the following core budget(s): University of Missouri - Spinal Cord Injury

1. What does this program do?

This program performs research that promotes and advances knowledge in the areas of spinal cord injuries and congenital or aquired disease processes.

2. What is the authorization for this program, i.e., federal or state statute, etc.? (Include the federal program number, if applicable.)

CHAPTER 304.027, RSMo.

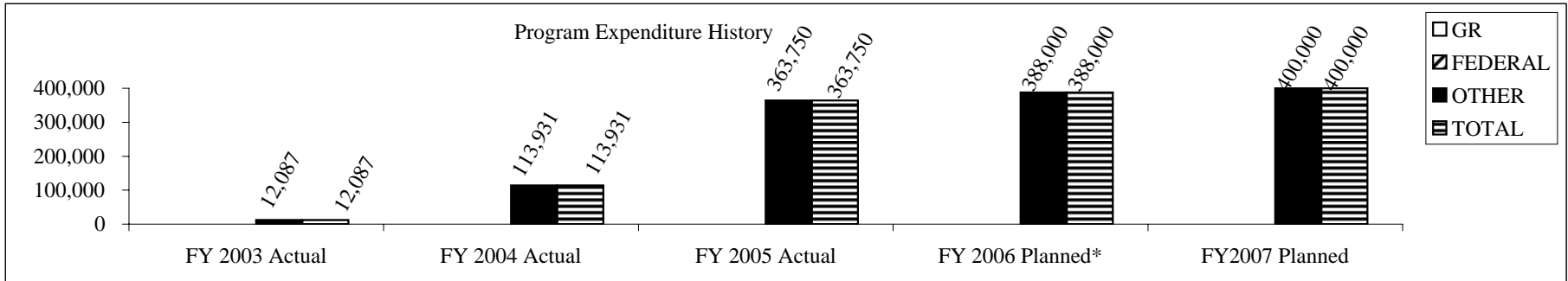
3. Are there federal matching requirements? If yes, please explain.

No

4. Is this a federally mandated program? If yes, please explain.

No

5. Provide actual expenditures for the prior three fiscal years and planned expenditures for the current fiscal year.



*Net of Governor's 3% Withholding

6. What are the sources of the "Other " funds?

Spinal Cord Injury Fund (0578)

PROGRAM DESCRIPTION

Department of Higher Education
Spinal Cord Injury
Program is found in the following core budget(s): University of Missouri - Spinal Cord Injury

7a. Provide an effectiveness measure.

The Spinal Cord Injury Fund Program (SCI) was established in FY02. During FY02 potential members of an SCI Advisory Board were identified, nominated and approved by the University of Missouri Board of Curators. In FY03 the Advisory Board developed a list of organizations and institutions conducting spinal cord injury and treatment research. The Board then released a Call for Proposal and developed a web page to assist applicants in preparing proposals. The program's success will depend on the number of proposals that are awarded each year.

FY 03		FY 04		FY 05		FY 06		FY 07		FY 08	
<u>Received</u>	<u>Awarded</u>	<u>Received</u>	<u>Awarded</u>	<u>Received</u>	<u>Awarded</u>	<u>Proj Rec'd</u>	<u>Proj Award</u>	<u>Proj Rec'd</u>	<u>Proj Award</u>	<u>Proj Rec'd</u>	<u>Proj Award</u>
N/A	N/A	2	2	3	3	8	7	10	7	12	8

7b. Provide an efficiency measure.

The program did not award any research funds until FY04. In FY04 the Board reviewed and awarded 2 projects. Project amounts may not exceed \$50,000 per year..~~20d \$0~~**(per year.s):**

NEW DECISION ITEM REQUEST

**STATE SEMINARY FUND
FORM 5**

Department: Higher Education-Unrestricted

Division of Four-year Colleges and Universities

Program is found in the following core budget(s): University of Missouri - State Seminary Fund

1. What does this program do?

STATE HISTORICAL SOCIETY OF MISSOURI

BUDGET MESSAGE

Founded in 1898 by the Missouri Press Association, the Society has been a trustee for the state since 1901. Supported by state appropriations, the Society is directed by statute to collect, preserve, make accessible, and publish materials pertaining to the history of Missouri, the Middle West, and the West.

The Society operates the second-largest specialized library in Missouri comprising more than 461,000 books, pamphlets, serials and official state publications, and a map collection totaling more than 4,300 items. Its state newspaper library has newspapers dating from 1808 to the present, is the largest in the nation with over 1,250 bound volumes and some 42.2 million pages of Missouri newspapers on microfilm. In addition, we receive approximately 300 current newspapers from every Missouri county. Approximately 700,000 pages of these and older newspapers are microfilmed each year. The Society in combination with the University of Missouri operates a manuscript library of over 16,000 linear feet of manuscripts, 6,300 reels of microfilmed manuscripts, and an oral history program. The Society also owns the largest public collection in the nation of paintings by Missouri artist George Caleb Bingham, and paintings and drawings by Thomas Hart Benton. Since its founding, the Society has published over 100 volumes of historical material. Ninety-nine volumes of the *Missouri Historical Review*, which has been published since 1906, contain the nation's most extensive collection of articles and documents on Missouri history. The Society also maintains an illustrative library of over 100,000 items. A center for research into every aspect of Missouri's society and government, no serious scholarship pertaining to the history of the state and its people can be completed without using the collections of the State Historical Society. As a service institution, it is highly utilized by the citizens of our state and the nation, including students, scholars, governmental agencies, businesses, professional, civic and fraternal organizations, and the public. In FY 2005, the staff assisted over 17,200 researchers and visitors in the Society's quarters and had over 33,000 contacts via letters, e-mail, telephone, and fax. The home page of the Society's Web site totaled over 39,000 visits.

A state appropriation is included in the Society's base appropriation to partially fund National History Day in Missouri, a program and contest to help Missouri's young students learn to integrate the materials and methods of social studies, art, literature, language, and music into historical research. Since its beginning in 1980, Missouri's History Day has attracted thousands of students each year who participate in local, regional, and the state contests. Missouri students also have won awards at National History Day contests. At this time, monies from the Society's Membership Trust Fund, added to the current state appropriation, support this program.

The compensation improvements and inflationary adjustments in this request have been arrived at by the University of Missouri, as the Society's employees are expected to meet University professional job qualifications and to operate on University salary matrix levels. However, the University does not contribute to the Society's financial support.

Since 1898, the membership fees of the Society have been placed in a Membership Trust Fund controlled by an Executive Committee composed of officers and trustees. These designated funds are used to conduct the Society's meetings and affairs, and to purchase art properties, books and equipment to supplement library program expenditures. The Society has, since 1918, invested surplus funds and gifts from the Membership Trust Fund in government securities, savings and temporary cash investments. As of July 1, 2005, the Society has \$943,616 invested in government-

insured securities, savings and temporary cash investments. Included in this figure are: the James C. and Vera Olson History Day Travel Fund, \$78,714; the Floyd C. Shoemaker Award, \$8,704; the Richard S. Brownlee Award Fund, \$286,291; the New Building Fund, \$206,508; the Eagleton/Waters Book Award Fund, \$23,027; the James W. Goodrich Fund, \$51,339, the Sidney Larson Fund, \$52,671, and the Joseph Webber History Day Teacher Award, \$15,416. Under the present membership fee structure, the Society received \$74,353 in 2004-05. In addition the Society received \$128,867 in donations, \$26,004 in interest, and \$4,224 in miscellaneous income. During FY05, \$246,871 from the Membership Trust Fund was used to supplement the state appropriations. Projected expenditures from this fund, estimated at \$424,140, are planned for special projects during FY06. Also during FY05, in a specially designated fund administered by the University of Missouri, money was expended to purchase books and other items for the Society's collections. It is estimated that \$4500 will be received in this special fund and utilized for book purchases and collections development during FY06.

PROGRAM EXPENDITURES AND REVENUE SUMMARY

FORM 1

STATE HISTORICAL SOCIETY OF MISSOURI

	<u>FY2004 Actual</u>	<u>FY2005 Estimated</u>	<u>FY2006 Planned & FY2007 Core</u>	<u>Cost to Continue</u>	<u>FY2007 Request</u>
EXPENDITURES:					
Program Operations	\$894,923	\$871,990	\$830,341	\$44,008	\$874,349
Total Expenditures	<u>\$894,923</u>	<u>\$871,990</u>	<u>\$830,341</u>	<u>\$44,008</u>	<u>\$874,349</u>
 FTE Employees	20.5	19.0	19.0		19.0
 SOURCES OF FUNDS:					
State Appropriations	\$894,923	\$838,990	\$830,341	\$44,008	\$874,349
Membership Trust Fund		33,000			
Total Sources	<u>\$894,923</u>	<u>\$871,990</u>	<u>\$830,341</u>	<u>\$44,008</u>	<u>\$874,349</u>

PERSONAL SERVICES AND EXPENSE AND EQUIPMENT DETAIL

FORM 3

STATE HISTORICAL SOCIETY OF MISSOURI

	<u>FY2005 Estimated</u>		<u>FY2006 Planned & FY2007 Core</u>		<u>Cost to Continue</u>	<u>FY2007 Request</u>	
	<u>FTE</u>	<u>Amount</u>	<u>FTE</u>	<u>Amount</u>	<u>Amount</u>	<u>FTE</u>	<u>Amount</u>
PERSONAL SERVICES:							
Teaching and Research	4.0	\$128,370	4.0	\$143,747	\$5,750	4.0	\$149,497
Exec., Admin., Managerial	1.0	62,997	1.0	61,518	2,461	1.0	63,979
Professional	10.0	291,247	10.0	284,247	11,370	10.0	295,617
Technical					0	0.0	0
Office	4.0	95,708	4.0	96,848	3,874	4.0	100,722
Other-students		13,163		10,000	0	0.0	10,000
Staff Benefits		154,570		173,272	23,553		196,825
Total Personal Services	19.0	\$746,055	19.0	\$769,632	\$47,008	19.0	\$816,640
EXPENSE AND EQUIPMENT:							
Fuel and Utilities							
Library Acquisitions		\$3,151					
All Other		122,784		\$60,709	(\$3,000)		\$57,709
Total Expense & Equip.		\$125,935		\$60,709	(\$3,000)		\$57,709
Grand Total	19.0	\$871,990	19.0	\$830,341	\$44,008	19.0	\$874,349

CORE BUDGET REQUEST ANALYSIS

FORM 4

STATE HISTORICAL SOCIETY OF MISSOURI

I. MISSION STATEMENT

The State Historical Society of Missouri

III. PERFORMANCE AND ACTIVITY MEASURES (Continued)

	<u>FY2005</u>	<u>FY2006</u>	<u>FY2007</u>
Miscellaneous Microfilm Used	1,436	1,450	1,465
Photographic Requests Filled for Patrons	447	451	456
Interlibrary Loan Requests Filled	1,137	1,148	1,159
Reels of Microfilm Sent on Interlibrary Loan	2,299	2,322	2,345
Copy Requests Filled for Patrons	17,850	18,028	18,208
Acquisitions:			
Newspaper Microfilm Reels	596	599	602
Books	1,030	1,035	1,040
Art Works	7	8	9
Missouri Official Publications	1,835	1,844	1,853
Serial Publications & Microfilm	3,746	3,765	3,784
Maps/Atlases	1,431	77	78
Miscellaneous	323	325	327
Books Catalogued	1,931	1,950	1,970
Copies of <i>Missouri Historical Review</i> Printed	23,000	23,230	23,462
Copies of <i>Newsletter</i> Printed	26,325	26,588	26,854
Exhibits and Displays Produced	11	12	12
Workshops	14	15	16

Division of Four-year Colleges and Universities

Program is found in the following core budget(s): University of Missouri - State Historical Society

1. What does this program do?

2. What e1Es follauthal zatof Ffors

Division of Four-year Colleges and Universities
Pro

NEW DECISION ITEM REQUEST