

Part B

Part B - Enter Information About Group 1

Part B includes information about Group 1. Group 1 students are all undergraduate students enrolled in Fall 2011.

For this part, report:

For These Students	The Following Type(s) of Aid	Awarded in This Period
<ul style="list-style-type: none"> All undergraduate students enrolled in Fall 2011 	<ul style="list-style-type: none"> Grant or scholarship aid from the federal government Grant or scholarship aid from state/local government Grant or scholarship aid from the institution Grant or scholarship aid from other sources known to the institution Loans to students from the federal government 	<ul style="list-style-type: none"> Any time during academic year 2011-12

In the fields below, report the number of Group 1 students and the total amount of aid awarded to these students for each type of aid.

Information from Part A:	Fall 2011				
Group 1					

Part C, Page 1

Part C, Page 2

Part C, Page 2 - Enter Information about Group 2

Part C includes financial aid information about Group 2. Group 2 students are all full-time, first-time degree/certificate-seeking undergraduate students enrolled in Fall 2011.

For this part, report:

For These Students	The Following Type(s) of Aid	Awarded in This Period
<ul style="list-style-type: none"> • Full-time, first-time degree/certificate-seeking undergraduate students enrolled in Fall 2011 	<ul style="list-style-type: none"> • Grant or scholarship aid from the federal government • Grant or scholarship aid from state/local government • Grant or scholarship aid from the institution Loans to students from the federal government and from other sources, 	

		awarded aid	who were awarded aid		to Group 2 students	to Group 2 students
01.	Grants or scholarships from the					

Part D

Part D - Enter Information about Group 3



Part E

Part E – Enter Information about Group 4

Part E includes financial aid information about Group 4. Group 4 students are all full-time, first-time degree/certificate-seeking undergraduate students enrolled in Fall 2011 who paid the in-state or in-district tuition rate and were awarded any Title IV federal student aid, including federal grants or federal student loans. The information you report in this part will be used in Part G to calculate average institutional net price by income level.

For this part, report:

For These Students	The Following Type(s) of Aid	Awarded in This Period
<ul style="list-style-type: none"> Full-time, first-time degree/certificate-seeking undergraduate students enrolled in Fall 2011 who paid the in-state or in-district tuition rate and were awarded any Title IV federal student aid 	<ul style="list-style-type: none"> Grant or scholarship aid from the federal government Grant or scholarship aid from state/local government Grant or scholarship aid from the institution Do <u>not</u> include grant or scholarship aid from private or other sources Do <u>not</u> include loan amounts Do <u>not</u> include Federal Work Study amounts 	<ul style="list-style-type: none"> Any time during academic year 2011-12

In the fields below, report the number of Group 4 students with each type of living arrangement and the total amount of grant or scholarship aid from the federal government, state/local government, or the institution awarded to these students by income level.

Information from Part A:		2011-12	2010-11	2009-10
Group 4 Full-time, first-time degree/certificate-seeking undergraduate students who paid the in-state or in-district tuition rate and were awarded any Title IV federal student aid (This number is carried forward from Part A, Line 04)		2,480	2,581	2,333
01.	Report the number of Group 4 students with the following living arrangements:	2011-12	YOUR PRIOR YEAR DATA	YOUR PRIOR YEAR DATA
			2010-11	2009-10
01a.	<u>On-campus</u>	2,480	2,581	2,333

		2011-12			
		Number of Group 4 students who were awarded any Title IV aid	Number of Group 4 students who were awarded any grant or scholarship aid from the following sources: the federal government, state/local government, or the institution	Total amount of grant or scholarship aid awarded to Group 4 students from the following sources: the federal government, state/local government, or the institution	Average amount of grant or scholarship aid awarded to Group 4 students from the following sources: the federal government, state/local government, or the institution
		Col. 1	Col. 2	Col. 3	Col. 4

02.	Income level					
	02a.	\$0-30,000	470	469	4,526,987	9,632
	02b.	\$30,001-48,000	333	331	2,822,314	8,475

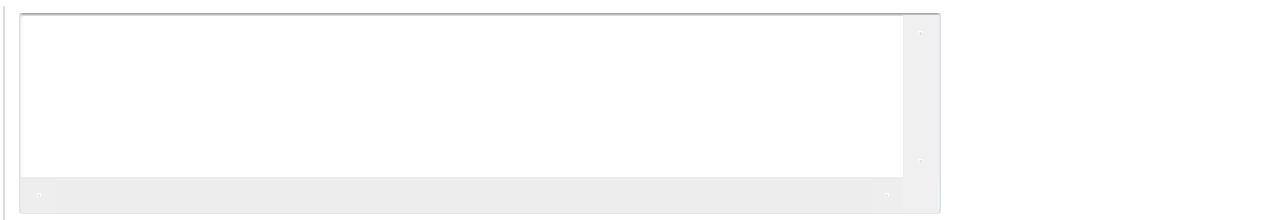
	02c.	\$48,001-75,000	457	439	2,616,544	5,725
	02d.	\$75,001-110,000	550	447	1,781,209	3,239
	02e.	\$110,001 and more	670	421	1,197,205	1,787
	02f.	Total all income levels	2,480	2,107	12,944,259	5,219
			2010-11			
			Col. 1	Col. 2	Col. 3	Col. 4
03.	Income level					
	03a.	\$0-30,000	434	432	4,090,176	9,424
	03b.	\$30,001-48,000	378	377	3,144,085	8,318
	03c.	\$48,001-75,000	501	479	2,763,720	5,516
	03d.	\$75,001-110,000	547	405	1,561,553	2,855
	03e.	\$110,001 and more	721	386	1,111,291	1,541
	03f.	Total all income levels	2,581	2,079	12,670,825	4,909
			2009-10			
			Col. 1	Col. 2	Col. 3	Col. 4
04.	Income level					
	04a.	\$0-30,000	358	357	3,425,454	9,568
	04b.	\$30,001-48,000	307	304	2,739,954	8,925
	04c.	\$48,001-75,000	458	427	2,594,363	5,665
	04d.	\$75,001-110,000	531	400	1,589,040	2,993
	04e.	\$110,001 and more	679	393	1,193,258	1,757
	04f.	Total all income levels	2,333	1,881	11,542,069	4,947

You may use the space below to provide context for the data you've reported above.

Part F

Part F – Net Price Calculation for Group 3






The following net price calculation is based on information that your institution reported in the Institutional



Institution: University of Missouri-Columbia (178396)

User ID: 29C0011

Prepared by

This survey component was prepared by:										
	Keyholder		SFA Contact		HR Contact		Finance Contact		Other	
Name:	<input type="text" value="Randy Sade"/>									
Email:	<input type="text" value="SadeR@umsystem.edu"/>									
How long did it take to prepare this survey component?										
	<input type="text" value="22"/>	hours	<input type="text" value="30"/>	minutes						
<p>The name of the preparer is being collected so that we can follow up with the appropriate person in the event that there are questions concerning the data. The Keyholder will be copied on all email correspondence to other preparers.</p> <p>The time it took to prepare this component is being collected so that we can continue to improve our estimate of the reporting burden associated with IPEDS. Please include in your estimate the time it took for you to review instructions, query and search data sources, complete and review the component, and submit the data through the Data Collection System.</p> <p>Thank you for your assistance.</p>										

Summary

IPEDS Student Financial Aid (SFA) Survey Summary

IPEDS collects important information regarding your institution. All data reported in IPEDS survey components become available in the IPEDS Data Center and appear as aggregated data in various Department of Education reports. Additionally, some of the reported data appears specifically for your institution through the College Navigator website and is included in your institution's Data Feedback Report (DFR). The purpose of this summary is to provide you an opportunity to view some of the data that, when accepted through the IPEDS quality control process, will appear on the College Navigator website and/or your DFR. College Navigator is updated approximately three months after the data collection period closes and Data Feedback Reports will be available through the ExPT and sent to your institution's CEO in November 2013.

Please review your data for accuracy. If you have questions about the data displayed below after reviewing the data reported on the survey screens, please contact the IPEDS Help Desk at: 1-877-225-2568 or ipedshelp@rti.org.

Edit Report

Student Financial Aid

University of Missouri-Columbia (178396)

Source	Description	Severity	Resolved	Options
--------	-------------	----------	----------	---------

Screen: Part C, Page 2 - Enter Information about Group 2

Screen Entry	The average amount of this type of aid awarded to Group 2 students (12,313) is outside the expected range of between 8,094 and 12,140 when compared with the prior year value. Please check the number of students and the total amount of aid awarded to these students, and fix or explain the discrepant values. (Error #7147)	Explanation	Yes	
Reason:	Students are taking out more private loans and are able to borrow more compared to the year before. Every year, the			