

Institution: University of Missouri-St Louis (178420)

User ID: 29C0011

Overview

IPEDS Student Financial Aid Component Overererererer

m.
rt of the Winter collection. The Winter collection will close for keyholders on
13.
for Group 4), Column 2 has been revised for clarity. It now more clearly
he data in Column 3.

Keyholders

ment, you will be asked to report information for different groups of students.

undergraduate students

Group 1, full-time, first-time degree/certificate-seeking students

Group 2, students who paid the in-state/in-district tuition rate and were
grant/scholarship aid from the federal government, state/local government, or

Group 2, students who paid the in-state/in-district tuition rate and were
Title IV federal student aid

and screens to make sure you are reporting the correct aid amounts for the correct

and Transparency Lists

ulated in SFA will be used to populate the Department's College Affordability and

Error Messages

the edits that will check for blank fields, invalid values, or values that fall outside expected
messages will require you to confirm or explain the values that you entered. Some error

Part B




Part C, Page 2


Part C, Page 2 - Enter Information about Group 2

Part C includes financial aid information about Group 2. Group 2 students are all full-time, first-time degree/certificate-seeking undergraduate students enrolled in Fall 2011.

For this part, report:

For These Students	The Following Type(s) of Aid	Awarded in This Period
<ul style="list-style-type: none"> • Full-time, first-time degree/certificate-seeking undergraduate students enrolled in Fall 2011 	<ul style="list-style-type: none"> • Grant or scholarship aid from the federal government • Grant or scholarship aid from state/local government • Grant or scholarship aid from the institution • Loans to students from the federal government and from other sources, including private or other loans • Do <u>not</u> include grant or scholarship aid from private or other sources Do <u>not</u> include PLUS loans 	


		awarded aid	who were awarded aid		to Group 2 students	to Group 2 students
01.	Grants or scholarships from the federal government, state/local government, or the institution	<input type="text" value="425"/>	89	4,494,602	 10,576	7,546
02.	<u>Federal grants</u>	<input type="text" value="205"/>	43	980,268	4,782	5,215
	02a. Pell grants	<input type="text" value="202"/>	42	<input type="text" value="921,005"/>	4,559	4,536
	02b. Other federal grants	<input type="text" value="33"/>	7	<input type="text" value="59,263"/>	 1,796	976
03.	<u>State/local government grants or scholarships (grants/scholarships/waivers)</u>	<input type="text" value="245"/>	51	<input type="text" value="276,070"/>	1,127	1,295
04.	<u>Institutional grants or scholarships (scholarships/fellowships)</u>	<input type="text" value="380"/>	79	<input type="text" value="3,238,264"/>	 8,522	5,507
05.	<u>Loans to students</u>	<input type="text" value="233"/>	49	1,327,094	5,696	5,791
	05a. Federal loans	<input type="text" value="232"/>	48	<input type="text" value="1,253,336"/>	5,402	5,534
	05b. Other loans (including private loans)	<input type="text" value="12"/>	3	<input type="text" value="73,758"/>	6,147	6,008

 You may use the space below to provide context for the data you've reported above. These context notes may be posted on the College Navigator website and should be written to be understood by students and parents. For example, institutions may report here other sources of private aid not included in the categories above.

<p>03.</p>	<p>Average grant or scholarship aid from the federal government, state/local government, or the institution awarded to Group 3 students (calculated value). This value is calculated using the following formula: [D02/A03]</p>	<p>10,327</p>	<p>7,123</p>	<p>6,125</p>
-------------------	---	---------------	--------------	--------------

You may use the space below to provide context for the data you've reported above.






			Col. 1	government, or the institution Col. 2	government, or the institution Col. 3	government, or the institution Col. 4
02.	Income level					
	02a.	\$0-30,000	99	99	1,327,865	13,413
	02b.	\$30,001-48,000	55	55	536,696	9,758
	02c.	\$48,001-75,000	51	51	525,266	10,299
	02d.	\$75,001-110,000	28	25	147,412	5,265
	02e.	\$110,001 and more	45	36	217,998	4,844
	02f.	Total all income levels	278	266	2,755,237	9,911
			2010-11			
			Col. 1	Col. 2	Col. 3	Col. 4
03.	Income level					
	03a.	\$0-30,000	97	97	877,152	9,043
	03b.	\$30,001-48,000	49	48	425,444	8,683
	03c.	\$48,001-75,000	57	37	348,731	6,118
	03d.	\$75,001-110,000	52	5	222,079	4,271
	03e.	\$110,001 and more	41	0	88,384	2,156
	03f.	Total all income levels	296	187	1,961,790	6,628
			2009-10			
			Col. 1	Col. 2	Col. 3	Col. 4
04.	Income level					
	04a.	\$0-30,000	103	103	824,032	8,000
	04b.	\$30,001-48,000	58	57	439,377	7,575
	04c.	\$48,001-75,000	52	26	268,995	5,173
	04d.	\$75,001-110,000	47	2	117,675	2,504
	04e.	\$110,001 and more	38	0	73,392	1,931
	04f.	Total all income levels	298	188	1,723,471	5,783
<p>You may use the space below to provide context for the data you've reported above.</p>						



Part F

 You may use the space below to provide context for these data. These context notes may be posted on the College Navigator website and should be written to be understood by students and parents.

Prepared by

This survey component was prepared by:									
	Keyholder		SFA Contact		HR Contact		Finance Contact		Other
Name:	<input type="text" value="Randy Sade"/>								
Email:	<input type="text" value="SadeR@umsystem.edu"/>								
How long did it take to prepare this survey component?	<input type="text" value="22"/>	hours							

Edit Report

Student Financial Aid

University of Missouri-St Louis (178420)

Source	Description	Severity	Resolved	Options
--------	-------------	----------	----------	---------

--	--	--	--	--

Reason:	The University increased on-campus housing scholarships, which resulted in an overall increase in students living in the residence hall. Some of athletics has also encouraged its students to take advantage of these scholarships, which would result in a decrease in students living off campus. The larger differences is also a reflection of an 8% decrease in first time degree-seeking students coming from the St. Louis Metropolitan area.			
Screen Entry	The average amount of grant and scholarship aid from the federal government, state/local government, or the institution awarded to Group 4 students for this income level is smaller than expected in comparison with the other income levels. Please check the values entered for the number of these students who were awarded any Title IV aid (Col. 1) and the total amount of grant or scholarship aid awarded to them (Col. 3) and correct your data or explain the discrepancy. (Error #7317)	Explanation	Yes	
Reason:	The most significant difference in the aid awarded to students in 02b versus 02c is in the form of housing scholarships. More students in 02c qualified for and were offered housing scholarships than students in 02b. When we removed housing scholarships from the calculations, this anomaly disappears.			
Screen Entry	The total amount of grant or scholarship aid awarded to Group 4 students from the federal government, state/local government, or the institution across all income levels (2,755,237) is outside of the expected range of between 1,471,343 and 2,452,237 based on the prior year value. Please fix your data or explain the discrepancy. (Error #7332)	Explanation	Yes	
Reason:	Increase in merit scholarship eligibility, increase in housing scholarships and need-based grant, addition of Gear Up and Opportunity Scholars 7)			