

Print Form(s)

Get PDF File

Go Back

Institution: Missouri University of Science and Technology (178411)

User ID: 29C0011

Overview**Institutional Characteristics Overview**

Welcome to the Institutional Characteristics (IC) survey. This survey collects important information about your institution's mission, admissions, students services, and student charges.

Much of the data reported on IC appear on College Navigator, a college search service for students. **Please report data correctly, as College Navigator is only updated one time after IC data have been reviewed, so errors may stay on the website for a full year.**

Additionally, the cost (price) of attendance data are used to calculate the net price of attendance in the Student Financial Aid survey. This has important implications for what students see about your institution, and also for the College Affordability and Transparency lists.

Remember, **it is the responsibility of the keyholder to provide NCES with accurate data about the institution.** Please never hesitate to call the IPEDS Help Desk and ask for help to make sure that you are reporting correctly!

Changes to Institutional Characteristics:

The systems question is now part of the IC Header.

There is a new question that asks whether all of the programs at your institution are offered completely via distance education.

!! Cost (price) of attendance data for program reporters will be collected for the length of the program (tuition and fees, books and supplies) or for 4 weeks (room and board, other expenses). This is to better align IC cost of attendance with SFA data for the net price calculation. Based on the data entered, program cost of attendance and academic year cost of attendance will be calculated. **Please review all of these values very carefully**

Reviews of the IC survey data indicate a number of places where many people make errors. Please review the common errors listed below to ensure your institution does not make any reporting errors which may affect your institution's appearance to students and others.

Do not try to outsmart fatal errors. In some cases, this provides false information to students or may cause an institution to appear on the College Affordability and Transparency lists. Fatal errors are there for a reason - contact the Help Desk at 877.225.2568 and they will happily help you to figure out what you are doing incorrectly, or provide an override if necessary.

Admissions data are for first-time students only.

Many institutions are open admission but indicate that they are not. If your institution only requires a GED or other high school equivalent and/or an ability to benefit test, and admits almost all students that apply, your institution is open admission.

If your institution makes numerous exceptions to an on-campus housing requirement, you should not indicate that you require students to live on campus. This leads to inconsistent and problematic reporting on the Student Financial Aid survey.

Academic year reporters need to report tuition, fees, and living expenses for the entire academic year for which they are reporting. In order to be consistent with other institutions in IPEDS, please use the IPEDS definition of an academic year.

To download survey materials package for this component: [Survey Materials](#)

To see last year's data submission for this component: [Reported Data](#)

Part A - Mission Statement

1. Provide the institution's mission statement or a web address (URL) where the mission statement can be found. Typed statements are limited to 2,000 characters or less. The mission statement will be available to the public vhl9i1t will i493718(w)-12(h)-9(e)16(re)-12(the m)-11(iss)6(io)-9(n s)6(t)-7(a)-7(em)-11(Nt)-7vc vhligoNttt.eb ad7m6(d st)-7vc3m415str.

Institution: Missouri University of Science and Technology (178411)


User ID: 29C0011

Part B - Admissions and Estimated Enrollment**1. Does your institution have an open admission policy for all or most entering first-time degree/certificate-seeking undergraduate-level students?**

If the only requirement for admission is a high school diploma or GED/other equivalent, your institution is still considered open admission. Institutions that require only an Ability to Benefit or similar test beyond the diploma/equivalent, and only reject a very small number of students based on the test, are also considered open admission.

If your institution does not have an open admission policy, you will be expected to answer additional questions (B2, B3, and B4) regarding your admissions procedures and admissions yield.

 Yes No

 You may use the space below to provide context for the data you've reported above. These context notes will be posted on the College Navigator website, and should be written to be understood by students and parents.

Part B - Admission Requirements and Services - Admission Considerations

Part B - Admission Requirements and Services - Selection Process



Part B - Estimated Fall Enrollment

Estimated 2011 Fall Enrollment

Provide an early estimate of the institution's fall enrollment for all levels offered. Levels should match those indicated 'Yes' in the IC Header survey. If you made an error in the Header survey, please contact the Help Desk.

These data will NOT appear in College Navigator, but will be made available via the IPEDS Data Center.

Estimates should be based on the definitions used in the IPEDS Fall Enrollment component submitted during the spring collection (for academic institutions report an estimate of the students that are/will be enrolled as of October 15, 2011; for program reporter institutions report an estimate of students enrolled in your institution at any time between August 1 and October 31, 2011). Prior year (PY) Fall Enrollment counts are provided for reference.

	Full-time	FT PY Enroll- ment	Part-time	PT PY Enroll- ment	Total
<u>Undergraduate (academic or occupational programs)</u>					

Part C - Student Services - Special Learning Opportunities

1. Does your institution accept any of the following? [Check all that apply]

Dual credit (college credit earned while in high school)

Part C - Student Services - Services, Library, Tuition

4. Which of the following selected student services are offered by your institution? [Check all that apply]

- Remedial services
- Academic/career counseling services
- Employment services for current students
- Placement services for program completers
- On-campus day care for children of students
- None of the above

5. Does your institution have its own library or are you financially supporting a shared library with another


Institution: Missouri University of Science and Technology (178411)

User ID: 29C0011

Part C - Disability Service

Please indicate the percentage of all undergraduates enrolled during fall 2010 who were formally registered as students with disabilities with the institution's office of disability services (or the equivalent office).

 3 percent or less More than 3 percent: %

 You may use the space below to provide context for the data you've reported above. These context notes will be posted on the College Navigator website, and should be written to be understood by students and parents.

There are 360 undergraduate students registered with DDS for Fall 2010.

Part D - Student Charges Questions

1. Are all full-time, first-time degree/certificate-seeking students required to live on campus or in institutionally-controlled housing?

If you answer Yes

Part D - Undergraduate Student Charges

Institution: Missouri University of Science and Technology (178411)

User ID: 29C0011

Part D - Graduate Student Charges

If the institution charges an application fee, indicate the amount.

	Amount	Prior year
<u>Graduate application fee</u>	<input type="text" value="50"/>	50

*Please do not include tuition for Doctor's Degree – Professional Practice programs.
Data for those programs are collected separately.*

7. Charges to full-time graduate students for the full academic year 2011-12

	<u>In-district</u>	Prior year	<u>In-state</u>	Prior year	<u>Out-of-state</u>	Prior year
Average <u>tuition</u>	<input type="text" value="7,841"/>	7,363	<input type="text" value="7,841"/>	7,363	<input type="text" value="20,244"/>	19,008
<u>Required fees</u>	<input type="text" value="1,012"/>	1,086	<input type="text" value="1,012"/>	1,086	<input type="text" value="1,012"/>	1,086

8. Per credit hour charge for part-time graduate students

	<u>In-district</u>	Prior year	<u>In-state</u>	Prior year	<u>Out-of-state</u>	Prior year
<u>Per credit hour charge</u>	<input type="text" value="327"/>	307	<input type="text" value="327"/>	307	<input type="text" value="844"/>	792

Institution: Missouri University of Science and Technology (178411)

User ID: 29C0011

Part D - Student Charges - Room and Board**10. What are the typical room and board charges for a student for the full academic year 2011-12?***If your institution offers room or board at no charge to students, enter zero.**If you report room and board separately, leave the combined charge blank. If you report a combined charge, leave the room and board charges blank.*Room and board charges

	Amount	Prior year
Room charge (Double occupancy)	<input type="text" value="5,415"/>	5,280
Board charge (Maximum plan)	<input type="text" value="3,105"/>	3,010
Combined room and board charge (Answer only if you CANNOT separate room and board charges.)	<input type="text" value="NA"/>	

Institution: Missouri University of Science and Technology (178411)

User ID: 29C0011

Part D - Student Charges - Price of Attendance**11. Cost (price) of attendance for full-time, first-time undergraduate students:**

Please enter the amounts requested below. These data will be made available to the public on College Navigator. Data for prior years may be corrected. If your institution participates in any Title IV programs (Pell, Stafford, etc.), you must complete all information for the current year. *Estimates of expenses for books and supplies, room and board, and other expenses are those from the **Cost of Attendance report** used by the financial aid office in determining financial need. Please talk to your financial aid office to get these numbers, to ensure that you are reporting correct numbers.*


Leave items that do not apply blank and the system will fill in as "not applicable" or indicate that more information is needed. For example, if your institution was not open in 2008-09, leave those cells blank and call the Help Desk to override any errors. DO NOT attempt to overcome the errors by entering false data.


If the 2011-12 tuition and/or fees for *entering students* are covered by a tuition guarantee program, check the applicable box(es) under 'Tuition Guarantee'. Additionally, if the guarantee is not for a 0% increase, please indicate the maximum % increase guarantee. *These numbers are expected to be fairly small. Please contact the Help Desk if you are confused about these values and how to report them.*

Charges for full academic year

2008-09 2009-10 2010-11 2011-12

Published <u>tuition</u> and <u>required fees</u> :					<u>Tuition Guarantee</u>	Guaranteed increase %
					(check only if applicable to entering students in 2011-12)	
<u>In-district</u>						
Tuition	<input type="text" value="7,368"/>	<input type="text" value="7,368"/>	<input type="text" value="7,368"/>	<input type="text" value="7,848"/>	<input type="checkbox"/>	<input type="text"/>
Required fees	<input type="text" value="1,120"/>	<input type="text" value="1,120"/>	<input type="text" value="1,160"/>	<input type="text" value="1,236"/>	<input type="checkbox"/>	<input type="text"/>
Tuition + fees total	8,488	8,488	8,528	9,084		
PY tuition + fees total	8,488	8,488	8,528			
<u>In-state</u>						
Tuition	<input type="text" value="7,368"/>	<input type="text" value="7,368"/>	<input type="text" value="7,368"/>	<input type="text" value="7,848"/>	<input type="checkbox"/>	<input type="text"/>
Required fees	<input type="text" value="1,120"/>	<input type="text" value="1,120"/>	<input type="text" value="1,160"/>	<input type="text" value="1,236"/>	<input type="checkbox"/>	<input type="text"/>
Tuition + fees total	8,488	8,488	8,528	9,084		
PY tuition + fees total	8,488	8,488	8,528			
<u>Out-of-state</u>						
Tuition	<input type="text" value="18,459"/>	<input type="text" value="18,459"/>	<input type="text" value="19,383"/>	<input type="text" value="20,643"/>	<input type="checkbox"/>	<input type="text"/>
Required fees	<input type="text" value="1,120"/>	<input type="text" value="1,120"/>	<input type="text" value="1,160"/>	<input type="text" value="1,236"/>	<input type="checkbox"/>	<input type="text"/>
Tuition + fees total	19,579	19,579	20,543	21,879		
PY tuition + fees total	19,579	19,579	20,543			
<u>Books and supplies</u>						
	<input type="text" value="900"/>	<input type="text" value="960"/>	<input type="text" value="986"/>	<input type="text" value="948"/>		
<u>On campus:</u>						
<u>Room and board</u>	<input type="text" value="7,035"/>	<input type="text" value="7,632"/>	<input type="text" value="8,290"/>	<input type="text" value="8,520"/>		
<u>Other expenses</u>	<input type="text" value="2,346"/>	<input type="text" value="3,366"/>	<input type="text" value="3,426"/>	<input type="text" value="3,286"/>		
Room and board and other expenses	9,381	10,998	11,716	11,806		

 You may use the space below to provide context for the data you've reported above. These context notes will be posted on the College Navigator website, and should be written to be understood by students and parents.



Institution: Missouri University of Science and Technology (178411)

User ID: 29C0011

Part E - Athletic Association


1. Is this institution a member of a national athletic association?

- No
- Yes - Check all that apply
 - National Collegiate Athletic Association (NCAA)
 - National Association of Intercollegiate Athletics (NAIA)
 - National Junior College Athletic Association (NJCAA)
 - United States Collegiate Athletic Association (USCAA)
 - National Christian College Athletic Association (NCCAA)
 - Other

2. If this institution is a member of the NCAA or NAIA, specify the conference FOR EACH SPORT using the pull down menu.

Sport	NCAA or NAIA member		Conference
Football	<input type="radio"/> No	<input checked="" type="radio"/> Yes-Specify	Other
Basketball	<input type="radio"/> No	<input checked="" type="radio"/> Yes-Specify	Great Lakes Valley Conference
Baseball	<input type="radio"/> No	<input checked="" type="radio"/> Yes-Specify	Great Lakes Valley Conference
Cross country and/or track	<input type="radio"/> No	<input checked="" type="radio"/> Yes-Specify	Great Lakes Valley Conference

--	--



Institution: